

S&W IDPA Indoor National Championship

Preliminary Results


February 24-26, 2011

All Shooters

CDP Champion: David Olhasso CDP - Master 161.23 (35)
 ESP Champion: Robert Vogel ESP - Master 135.58 (16)
 SSP Champion: Gordon Carrell SSP - Master 159.98 (47)
 ESR Champion: Jerry Miculek ESR - Master 175.28 (57)
 SSR Champion: Josh Lentz SSR - Master 204.99 (49)

High Senior: Gregg Garrett SSP - Master 178.96 (43)
 High Lady: Randi Rogers SSP - Master 193.26 (80)
 High Law Enforcement: Robert Vogel ESP - Master 135.58 (16)
 High Press: Scotty McGregor ESP - Expert 247.72 (88)
 High Industry: Gordon Carrell SSP - Master 159.98 (47)
 High International: Juan Carlos Gonzalez Valdez ESP - Master 199.24 (53)
 High Junior: Tori Nonaka ESP - Master 209.46 (49)
 High Military: Rob Tate ESP - Expert 181.68 (68)
 Most Accurate: Robert Vogel ESP - Master 135.58 (16)

	Match Score	--- Penalties ---					Stage 1	Stage 2	Stage 3	Stage 4	Stage 5	Stage 6	Stage 7	Stage 8	Stage 9	Stage 10	Stage 11	Stage 12
		PD	NI	PE	FN	FTDR												
CDP - Master																		
DC Olhasso, David	161.23	35	1	0	0	0	15.57 (5)	13.75 (4)	22.61 (4)	11.51 (0)	11.66 (1)	9.37 (3)	8.47 (1)	3.76 (1)	17.07 (1)	15.38 (6)	21.00 (5)	11.08 (4)
1 Shelby, Glenn	162.10	20	0	0	0	0	17.04 (6)	12.34 (1)	24.59 (2)	14.27 (1)	10.98 (0)	9.34 (0)	10.36 (2)	4.87 (1)	16.91 (2)	12.09 (2)	17.32 (2)	11.99 (1)
2 Redl, Mark	180.20	52	0	2	0	0	17.11 (5)	13.79 (0)	23.33 (6)	19.20 (3)	15.77 (4)	9.06 (2)	10.90 (5)	4.34 (1)	20.03 (3)	17.68 (10)	13.72 (4)	15.27 (9)
3 Byerly, Gary	198.39	86	0	0	0	0	16.58 (2)	15.86 (3)	27.87 (11)	14.39 (5)	11.35 (1)	14.37 (12)	11.07 (5)	20.76 (15)	16.25 (2)	13.11 (3)	18.49 (15)	18.29 (12)
4 Nuttelman, J.J.	199.96	38	1	0	0	0	18.68 (5)	13.81 (1)	27.90 (3)	17.92 (5)	15.62 (5)	12.45 (0)	11.27 (0)	8.32 (3)	22.65 (1)	17.94 (11)	16.30 (2)	17.10 (2)
5 Stasko, Andy	216.65	95	1	1	0	0	21.61 (7)	17.51 (9)	28.33 (8)	17.02 (3)	15.24 (5)	17.16 (14)	12.97 (5)	5.18 (2)	18.90 (3)	16.05 (7)	34.22 (27)	12.46 (5)
6 Evans, Robert	218.74	58	2	2	0	0	15.90 (0)	16.96 (1)	29.15 (6)	18.47 (4)	13.14 (3)	24.22 (20)	13.15 (1)	11.90 (7)	24.44 (2)	13.89 (1)	23.83 (7)	13.69 (6)
7 Martino, Jim	220.57	64	1	1	0	0	18.84 (6)	15.88 (2)	30.50 (2)	16.83 (3)	16.79 (9)	8.11 (0)	9.42 (2)	4.97 (1)	33.65 (8)	14.51 (2)	32.36 (16)	18.71 (13)
8 Zaniboni, Charles	255.05	118	1	1	0	0	24.79 (18)	21.70 (15)	32.55 (8)	18.44 (6)	19.64 (6)	14.44 (2)	14.79 (2)	19.40 (11)	23.59 (10)	22.28 (14)	27.08 (13)	16.35 (13)
Alexander, Michael	DNF						(0)	16.88 (4)	(0)	(0)	(0)	(0)	(0)	(0)	(0)	17.51 (5)	17.40 (6)	16.42 (7)
CDP - Expert																		
1 Pollard, Bucky	197.49	55	0	0	0	0	18.44 (3)	16.04 (3)	28.37 (7)	17.75 (2)	18.80 (5)	9.57 (2)	9.59 (2)	7.56 (2)	23.69 (8)	15.40 (2)	16.62 (10)	15.66 (9)
2 Girardin, David	211.30	91	1	0	1	0	19.95 (3)	16.41 (7)	35.22 (19)	15.32 (7)	15.71 (10)	13.64 (2)	14.65 (8)	8.54 (7)	24.23 (6)	14.41 (4)	19.25 (12)	13.97 (6)
3 Cronin, Patrick	218.39	86	1	1	0	0	18.01 (5)	19.21 (12)	28.23 (7)	18.90 (5)	13.99 (6)	12.79 (2)	14.92 (3)	9.32 (10)	24.75 (2)	16.36 (9)	23.52 (11)	18.39 (14)
4 Macgray, Andrew	246.50	70	1	1	0	0	21.41 (6)	16.14 (5)	31.51 (5)	23.09 (7)	17.28 (2)	13.49 (1)	14.70 (3)	12.94 (10)	29.77 (0)	17.68 (2)	26.25 (11)	22.24 (18)
5 Johnston, Paul	248.03	62	1	0	1	0	26.15 (10)	17.13 (0)	37.13 (10)	18.66 (0)	17.96 (5)	17.88 (4)	16.85 (4)	9.63 (1)	30.48 (5)	17.08 (6)	23.13 (10)	15.95 (7)



S&W IDPA Indoor National Championship

Preliminary Results

February 24-26, 2011

All Shooters


	Match Score	--- Penalties ---					Stage 1	Stage 2	Stage 3	Stage 4	Stage 5	Stage 6	Stage 7	Stage 8	Stage 9	Stage 10	Stage 11	Stage 12
		PD	NT	PE	FN	FTDR												
6 Dollar, Luke	253.44	71	2	1	0	0	22.31 (8)	20.49 (6)	40.67 (8)	19.77 (2)	15.71 (3)	14.60 (1)	24.50 (11)	7.73 (3)	29.95 (5)	14.55 (5)	25.45 (12)	17.71 (7)
7 Kachel, Jeffrey	255.27	59	0	1	0	0	27.16 (8)	21.79 (5)	35.76 (3)	21.73 (2)	20.29 (5)	15.35 (1)	16.57 (3)	8.81 (2)	26.60 (3)	19.68 (4)	23.84 (12)	17.69 (11)
8 Stepien, John	268.90	150	0	0	2	0	27.76 (11)	16.66 (5)	45.65 (23)	22.65 (12)	20.71 (6)	11.23 (4)	23.72 (28)	7.89 (4)	28.25 (14)	15.83 (7)	19.82 (10)	28.73 (26)
9 Wynne, Colin	271.03	142	0	0	1	0	30.34 (16)	18.90 (7)	33.32 (14)	22.63 (15)	19.38 (11)	21.62 (18)	13.76 (6)	9.43 (6)	33.25 (5)	19.50 (7)	23.86 (11)	25.04 (26)
10 Sensenig, Kevin	271.48	98	0	0	1	0	21.96 (4)	20.97 (4)	35.69 (5)	20.14 (2)	23.64 (6)	15.58 (5)	15.16 (1)	7.95 (3)	34.01 (12)	25.10 (15)	29.70 (26)	21.58 (15)
11 Paul, Jason	306.79	130	0	1	1	0	30.84 (12)	19.33 (5)	51.40 (17)	23.31 (3)	30.35 (17)	19.30 (13)	16.54 (3)	16.03 (10)	25.13 (2)	18.88 (8)	27.67 (17)	28.01 (23)

CDP - Sharpshooter

1 Barker, Richard	245.25	83	0	0	0	0	20.43 (6)	22.06 (14)	32.45 (2)	19.77 (2)	17.92 (4)	18.96 (12)	15.40 (6)	5.99 (0)	25.32 (4)	18.24 (10)	27.32 (8)	21.39 (15)
2 Meyer, Harry	249.31	85	0	1	2	0	20.03 (3)	17.70 (3)	32.28 (5)	17.13 (3)	17.19 (3)	20.53 (7)	15.52 (6)	8.37 (5)	32.03 (4)	20.76 (16)	18.71 (12)	29.06 (18)
3 Healy, John	249.44	79	2	0	0	0	21.25 (3)	17.61 (3)	38.02 (12)	20.23 (4)	20.87 (5)	14.42 (3)	15.87 (7)	5.13 (3)	31.30 (3)	18.95 (10)	27.43 (15)	18.36 (11)
4 Janazzo, Kevin	251.18	84	1	0	0	0	29.99 (14)	17.88 (2)	32.20 (4)	20.05 (0)	20.96 (6)	13.20 (1)	16.87 (6)	7.58 (4)	22.45 (4)	25.79 (18)	24.98 (14)	19.23 (11)
5 Lenczewska, Joanna	263.63	119	0	0	1	0	22.21 (3)	23.72 (16)	36.57 (10)	18.86 (2)	23.89 (14)	14.50 (7)	14.48 (5)	8.35 (5)	23.58 (5)	16.04 (2)	37.33 (33)	24.10 (17)
6 Corsino, Dave	280.74	79	3	2	0	0	22.33 (5)	20.23 (4)	40.18 (8)	24.82 (2)	21.10 (8)	14.15 (5)	12.07 (3)	10.40 (8)	41.00 (3)	24.10 (1)	30.83 (21)	19.53 (11)
7 Boyer, Robert	282.33	109	0	0	1	0	32.63 (15)	26.57 (10)	38.42 (9)	24.70 (7)	17.10 (5)	15.97 (7)	15.21 (4)	9.99 (3)	27.75 (0)	26.02 (16)	24.25 (15)	23.72 (18)
8 Wilson, William	284.05	113	1	1	0	0	27.23 (12)	20.67 (7)	34.70 (5)	19.54 (3)	20.27 (8)	12.60 (1)	24.53 (26)	13.54 (12)	41.93 (8)	25.18 (14)	24.26 (6)	19.60 (11)
9 Garcia, Victor	286.09	74	0	2	0	0	28.31 (4)	23.57 (4)	37.17 (8)	22.13 (4)	21.36 (6)	27.73 (5)	20.81 (6)	11.03 (2)	25.02 (6)	16.22 (1)	33.20 (23)	19.54 (5)
10 Williams, Tom	291.24	56	1	2	0	0	26.11 (4)	19.13 (3)	38.38 (7)	22.13 (1)	20.19 (4)	14.56 (1)	16.82 (2)	11.56 (2)	40.46 (7)	30.59 (8)	29.79 (7)	21.52 (10)
11 Wagner, Kevin	291.42	60	1	1	0	0	23.04 (5)	22.58 (6)	49.88 (17)	22.79 (2)	23.16 (4)	17.57 (2)	16.47 (5)	9.17 (1)	31.99 (2)	20.97 (0)	33.82 (9)	19.98 (7)
12 Stoehr, Jonathan	302.25	111	2	1	0	0	27.26 (10)	20.27 (4)	44.22 (16)	34.79 (13)	28.61 (20)	15.93 (3)	19.17 (2)	11.88 (2)	24.80 (3)	20.09 (8)	36.34 (18)	18.89 (12)
13 Boehlke, Lance R	307.90	123	3	0	1	0	33.77 (14)	20.20 (2)	39.75 (15)	28.95 (10)	31.61 (21)	14.40 (2)	17.61 (0)	8.57 (0)	32.47 (7)	25.06 (16)	38.02 (27)	17.49 (9)
14 Donovan, Bob	313.27	111	3	1	0	0	22.86 (3)	18.32 (6)	37.33 (13)	34.40 (9)	45.00 (0)	14.26 (3)	19.46 (17)	7.80 (2)	39.31 (10)	22.99 (13)	30.38 (18)	21.16 (17)
15 DiNunzio, Michael	324.98	131	2	2	1	0	23.75 (6)	20.59 (5)	70.89 (21)	20.33 (3)	21.22 (5)	31.47 (26)	14.99 (3)	6.95 (0)	38.95 (31)	25.54 (13)	32.35 (14)	17.95 (4)
16 Granico, Rachael	332.06	104	1	1	0	0	29.55 (4)	32.87 (17)	39.11 (8)	22.71 (7)	22.78 (11)	18.32 (5)	22.69 (7)	15.83 (9)	35.18 (11)	31.54 (12)	34.25 (5)	27.23 (8)
17 Baum, Richard	333.38	125	0	4	1	0	41.76 (20)	27.20 (8)	41.60 (3)	29.53 (3)	27.86 (12)	16.62 (6)	22.62 (14)	13.79 (5)	33.19 (6)	27.46 (23)	28.29 (14)	23.46 (11)

CDP - Marksman

1 Paegel, Walter	278.47	88	2	1	0	0	21.68 (2)	18.00 (5)	39.12 (9)	22.47 (2)	21.54 (7)	19.80 (9)	20.00 (3)	10.53 (8)	25.87 (1)	24.47 (13)	32.18 (13)	22.81 (16)
2 Jones, Paul	292.64	54	1	0	0	0	26.67 (7)	22.93 (1)	39.01 (5)	23.34 (0)	28.91 (4)	15.97 (2)	12.97 (2)	9.37 (7)	32.28 (5)	26.62 (5)	30.60 (7)	23.97 (9)
3 Kashuba, Jeff	297.82	83	1	1	0	0	28.15 (10)	26.67 (12)	37.82 (2)	24.00 (5)	23.22 (6)	23.43 (13)	15.91 (3)	10.00 (6)	27.09 (2)	22.45 (6)	34.73 (12)	24.35 (6)
4 Chase, Ed	302.88	108	1	1	0	0	22.78 (6)	22.94 (7)	40.68 (19)	23.77 (3)	28.12 (12)	28.26 (16)	25.90 (8)	6.25 (0)	29.11 (3)	19.97 (6)	35.36 (12)	19.74 (16)
5 Nelson, Dale	311.39	58	2	0	0	0	41.58 (7)	23.55 (2)	41.58 (7)	23.45 (2)	33.70 (4)	19.64 (5)	8.62 (3)	11.90 (0)	28.33 (6)	26.21 (6)	26.39 (3)	26.44 (13)
6 Mitan, Bob	323.57	79	2	1	0	0	27.57 (2)	27.43 (2)	41.92 (9)	25.69 (1)	21.35 (3)	14.65 (1)	27.17 (19)	9.14 (2)	34.89 (9)	32.39 (14)	31.73 (2)	29.64 (15)
7 Scenna, Joseph	327.22	89	1	1	1	0	28.16 (6)	22.83 (5)	41.29 (2)	27.92 (4)	24.67 (10)	20.72 (7)	23.39 (9)	10.08 (2)	28.42 (2)	22.91 (1)	46.32 (27)	30.51 (14)



S&W IDPA Indoor National Championship

Preliminary Results

February 24-26, 2011

All Shooters


	Match Score	--- Penalties ---					Stage 1	Stage 2	Stage 3	Stage 4	Stage 5	Stage 6	Stage 7	Stage 8	Stage 9	Stage 10	Stage 11	Stage 12
		PD	NT	PE	FN	FTDR												
8 Dibussolo, Mike	343.52	134	1	1	0	0	32.23 (9)	28.95 (18)	48.20 (16)	32.08 (8)	29.06 (9)	18.98 (10)	23.51 (5)	7.47 (1)	35.14 (2)	21.13 (8)	37.19 (25)	29.58 (23)
9 Bernash, Bob	351.99	94	4	0	0	0	31.65 (6)	21.17 (3)	36.76 (6)	26.75 (9)	28.95 (13)	34.67 (15)	33.32 (7)	16.58 (8)	40.29 (2)	23.84 (5)	36.64 (12)	21.37 (8)
10 Stonehill, Robert	352.30	48	1	2	0	0	37.72 (3)	24.87 (5)	50.51 (2)	27.46 (0)	28.74 (1)	25.71 (0)	16.87 (0)	10.63 (1)	37.11 (0)	35.32 (12)	31.44 (12)	25.92 (12)
11 Katafiasz, Andrew	360.02	63	2	3	0	0	26.54 (1)	27.56 (8)	48.69 (13)	28.51 (1)	25.89 (1)	22.34 (3)	17.86 (4)	12.01 (5)	47.98 (1)	38.69 (8)	37.21 (6)	26.74 (12)
12 Moon, John	380.52	144	2	3	1	0	30.08 (3)	26.79 (9)	66.33 (29)	28.20 (4)	22.37 (2)	26.02 (23)	30.58 (29)	12.18 (1)	54.44 (18)	31.69 (6)	27.35 (11)	24.49 (9)
13 Dinho, Gary	389.08	120	3	2	0	0	35.23 (7)	23.72 (6)	55.80 (12)	34.90 (1)	25.09 (7)	17.52 (7)	27.96 (17)	8.87 (2)	44.48 (0)	38.46 (12)	45.29 (23)	31.76 (26)
14 Pluff, Paul	392.71	222	1	1	1	0	29.28 (12)	24.06 (5)	50.81 (16)	35.94 (24)	28.59 (12)	24.60 (20)	18.37 (9)	12.77 (6)	50.54 (10)	31.58 (34)	48.58 (34)	37.59 (40)
15 Stephens, Warren	415.24	112	0	1	4	0	38.21 (9)	29.26 (9)	51.21 (5)	36.18 (10)	33.02 (6)	22.40 (1)	25.10 (6)	16.15 (0)	35.31 (4)	52.12 (30)	44.27 (25)	32.01 (7)
16 Mosetter, Walter	424.85	146	2	2	1	0	53.96 (12)	32.76 (11)	51.67 (11)	29.66 (3)	25.80 (3)	34.68 (9)	49.62 (37)	15.81 (17)	39.14 (3)	29.48 (20)	35.05 (17)	27.22 (3)
17 Brown, Dave	672.69	221	3	0	5	0	76.60 (22)	52.20 (12)	87.43 (37)	45.53 (1)	66.85 (20)	26.15 (1)	35.82 (16)	18.01 (10)	85.87 (7)	75.83 (35)	62.78 (35)	39.62 (25)

ESP - Master

DC Vogel, Robert	135.58	16	1	1	0	0	14.01 (3)	10.38(1)	16.06(0)	9.71(0)	10.02(0)	7.90 (1)	7.04 (0)	3.64(1)	19.20 (0)	13.94 (2)	14.24 (6)	9.44(2)
1 McGinty, James	161.00	43	1	0	0	0	14.20 (3)	10.97 (1)	23.13 (11)	12.13 (0)	11.36 (1)	11.03 (3)	7.01(0)	4.67 (2)	20.09 (9)	14.19 (4)	18.19 (3)	14.03 (6)
2 Jarrett, Todd	165.48	80	1	0	0	0	15.18 (5)	11.34 (3)	26.29 (23)	10.70 (0)	11.56 (2)	7.83(4)	16.92 (19)	5.34 (4)	16.31 (2)	11.66(6)	18.73 (6)	13.62 (6)
3 Allen, Morgan	184.57	65	2	0	0	0	17.88 (9)	13.30 (4)	18.99 (3)	11.82 (2)	17.13 (3)	11.43 (6)	13.54 (6)	6.91 (5)	16.44 (2)	22.56 (2)	18.26 (13)	16.31 (10)
4 Warren, Scott	189.92	76	1	0	1	0	13.65(6)	14.86 (4)	19.51 (5)	12.47 (1)	13.26 (5)	8.77 (1)	12.73 (6)	3.81 (0)	29.09 (3)	15.59 (8)	22.14 (21)	24.04 (16)
5 Gonzalez Valdez, Juan Carlos	199.24	53	0	0	1	0	26.96 (9)	14.62 (4)	24.17 (8)	18.28 (1)	15.41 (4)	9.89 (1)	12.13 (1)	5.64 (0)	20.66 (3)	18.46 (10)	19.54 (9)	13.48 (3)
6 Ellwanger, Chris	201.43	68	1	2	0	0	18.89 (6)	16.18 (8)	20.19 (4)	19.45 (5)	16.47 (2)	11.39 (2)	11.07 (2)	8.72 (4)	24.14 (9)	16.15 (10)	20.52 (8)	18.26 (8)
7 Keefe, Michael	203.81	51	1	2	0	0	17.95 (4)	16.04 (3)	25.29 (10)	20.09 (5)	20.39 (5)	10.55 (1)	10.61 (2)	4.59 (1)	22.24 (1)	18.52 (3)	21.54 (7)	16.00 (9)
8 Unruh, Jon	205.92	94	1	1	0	0	21.94 (9)	14.93 (7)	28.64 (13)	22.22 (18)	14.45 (1)	8.60 (2)	14.06 (6)	7.51 (7)	27.84 (6)	17.33 (12)	16.19 (8)	12.21 (5)
9 Rios, Fred	206.09	80	1	1	0	0	19.20 (3)	14.55 (2)	26.86 (16)	14.94 (1)	20.88 (6)	11.99 (6)	12.49 (7)	6.54 (5)	27.05 (2)	14.71 (7)	21.94 (19)	14.94 (6)
10 Stuart, AJ	208.74	45	2	1	1	0	20.43 (6)	13.72 (0)	28.70 (3)	15.86 (1)	14.85 (2)	10.03 (0)	11.14 (2)	5.17 (1)	38.69 (22)	15.96 (4)	21.03 (2)	13.16 (2)
11 Nonaka, Tori	209.46	49	3	0	0	0	19.18 (7)	15.16 (3)	20.08 (2)	17.51 (8)	14.13 (2)	16.69 (9)	13.95 (2)	6.85 (1)	28.47 (0)	16.82 (4)	25.83 (6)	14.79 (5)
12 Phan, Tony	209.95	76	2	1	1	0	17.22 (2)	14.64 (1)	30.33 (11)	13.15 (0)	12.01 (0)	11.82 (8)	16.49 (10)	6.40 (5)	23.76 (1)	29.46 (20)	18.55 (12)	16.12 (6)
13 Sherman, Steve	210.37	49	0	0	0	0	18.60 (5)	17.40 (2)	28.06 (5)	17.68 (3)	14.95 (3)	13.16 (6)	18.56 (4)	9.44 (9)	21.00 (2)	17.06 (2)	18.44 (4)	16.02 (4)
14 Patsellis, Mark	211.80	77	1	1	0	0	17.78 (6)	14.18 (3)	21.49 (7)	15.00 (0)	19.44 (7)	14.15 (5)	18.64 (4)	5.04 (0)	21.44 (8)	18.74 (12)	24.88 (11)	21.02 (14)
15 Haberern, John	220.77	69	0	0	1	0	20.42 (6)	24.46 (1)	32.67 (12)	19.06 (3)	16.68 (8)	11.81 (1)	13.70 (3)	7.25 (2)	22.22 (2)	17.23 (8)	17.18 (8)	18.09 (15)
16 Strayer, John	229.96	51	3	0	0	0	20.91 (4)	15.65 (4)	29.78 (7)	16.60 (0)	18.67 (5)	9.57 (1)	13.31 (3)	6.28 (3)	26.30 (7)	29.19 (13)	23.61 (3)	20.09 (1)
Healy, Andrew	INC	40	0	0	0	0	18.72 (4)	15.67 (4)	(0)	(0)	(0)	16.34 (5)	14.78 (12)	6.01 (4)	(0)	(0)	15.93 (7)	12.00 (4)

ESP - Expert

1 Perry, Ravin	168.73	75	0	0	0	0	20.07 (15)	14.07 (5)	19.35 (10)	12.10 (4)	16.00 (11)	12.78 (3)	11.25 (2)	3.92 (1)	15.02(1)	11.88 (1)	18.67 (14)	13.62 (8)
2 Tate, Rob	181.68	68	1	1	0	0	17.75 (7)	13.38 (3)	22.93 (9)	15.14 (4)	16.22 (11)	11.91 (7)	9.51 (3)	8.17 (1)	22.66 (4)	13.33 (5)	16.78 (10)	13.90 (4)



S&W IDPA Indoor National Championship

February 24-26, 2011


Preliminary Results

All Shooters

	Match Score	--- Penalties ---					Stage 1	Stage 2	Stage 3	Stage 4	Stage 5	Stage 6	Stage 7	Stage 8	Stage 9	Stage 10	Stage 11	Stage 12
		PD	NT	PE	FN	FTDR												
3 Davoli, Ralph	214.04	81	1	0	0	0	19.34 (2)	15.83 (5)	27.70 (8)	21.46 (3)	16.13 (7)	18.89 (11)	20.07 (15)	7.53 (2)	21.37 (3)	12.95 (3)	14.95 (10)	17.82 (12)
4 Ellington, Brian	215.58	76	1	1	0	0	19.09 (8)	15.57 (6)	25.82 (5)	22.99 (3)	17.55 (3)	10.31 (3)	11.20 (3)	8.53 (8)	29.22 (2)	21.32 (20)	17.87 (6)	16.11 (9)
5 Green, Jonathan	219.64	58	1	0	0	0	28.28 (9)	13.58 (2)	27.99 (9)	18.82 (1)	18.04 (3)	13.11 (7)	14.14 (1)	5.96 (2)	21.60 (2)	17.80 (6)	22.80 (13)	17.52 (3)
6 Picard, Ted	220.70	80	0	0	0	0	25.21 (11)	16.01 (1)	32.53 (6)	23.72 (5)	17.32 (4)	10.85 (3)	11.00 (5)	5.99 (4)	18.93 (5)	17.97 (10)	19.82 (7)	21.35 (19)
7 Rudko, Taras	220.83	59	0	0	0	0	27.84 (15)	14.35 (2)	27.65 (8)	19.18 (7)	16.94 (4)	13.88 (0)	17.23 (7)	7.19 (1)	23.50 (0)	16.04 (6)	17.97 (4)	19.06 (5)
8 Tirpak, Rob	224.65	57	0	0	0	0	22.91 (8)	16.92 (2)	29.72 (3)	16.22 (2)	17.89 (5)	17.57 (8)	17.53 (5)	9.19 (3)	25.81 (5)	16.25 (1)	17.87 (8)	16.77 (7)
9 Murphy, Corey	224.69	57	2	0	0	0	19.88 (5)	19.43 (4)	25.12 (6)	20.52 (6)	17.45 (4)	14.56 (8)	14.47 (1)	6.52 (1)	27.22 (6)	19.06 (9)	27.08 (5)	13.38 (2)
10 Scahill, Frank	229.35	75	0	0	0	0	24.01 (8)	15.68 (3)	25.78 (8)	14.59 (1)	17.36 (6)	14.42 (1)	16.05 (7)	8.23 (3)	22.28 (1)	19.42 (5)	25.94 (9)	25.59 (23)
11 McGinty, Joseph	233.60	61	0	0	0	0	23.13 (5)	20.64 (9)	30.80 (6)	16.94 (1)	18.13 (6)	12.96 (5)	13.23 (2)	7.88 (1)	27.73 (0)	20.91 (10)	21.44 (3)	19.81 (13)
12 Schafhausen, Thomas	233.71	56	2	0	0	0	26.69 (6)	16.51 (2)	33.40 (10)	20.63 (7)	17.67 (3)	10.79 (1)	13.94 (3)	5.52 (1)	26.61 (5)	17.98 (9)	26.00 (6)	17.97 (3)
13 Waterman, Charles	235.49	81	0	1	1	0	36.14 (24)	15.15 (1)	26.20 (7)	21.24 (1)	17.89 (2)	15.08 (3)	14.37 (5)	4.64 (0)	24.50 (4)	18.25 (9)	23.52 (12)	18.51 (13)
14 Robertson, Terrance	235.82	113	0	1	2	0	22.99 (8)	16.34 (8)	26.22 (12)	15.08 (1)	13.69 (4)	17.31 (10)	10.74 (0)	9.18 (1)	23.62 (5)	25.71 (18)	27.08 (22)	27.86 (24)
15 Moysey, Steve	240.89	65	2	1	0	0	31.03 (4)	15.50 (0)	21.82 (3)	21.85 (13)	23.80 (2)	16.57 (2)	16.34 (4)	7.33 (1)	21.65 (1)	20.51 (11)	21.85 (4)	22.64 (20)
16 Bowser, Cindy	246.64	61	1	2	0	0	24.51 (4)	18.77 (3)	27.25 (2)	20.02 (2)	19.44 (6)	16.20 (5)	18.43 (7)	7.02 (1)	24.34 (6)	23.80 (5)	25.43 (10)	21.43 (10)
17 Currier, Chris	247.22	100	2	1	1	0	20.97 (2)	17.18 (4)	36.72 (13)	18.21 (2)	15.74 (5)	13.55 (2)	13.13 (3)	6.62 (2)	25.05 (9)	21.78 (21)	27.93 (13)	30.34 (24)
18 McGregor, Scotty	247.72	88	0	0	0	0	27.38 (4)	20.12 (10)	29.20 (11)	20.88 (6)	17.06 (4)	12.96 (7)	15.36 (10)	7.10 (1)	28.31 (7)	24.56 (9)	26.10 (8)	18.69 (11)
19 Pastrana, Joe	253.98	63	0	0	0	0	30.85 (9)	16.85 (2)	28.17 (6)	21.00 (4)	25.70 (7)	17.57 (3)	20.39 (11)	7.14 (1)	26.95 (5)	19.85 (5)	21.68 (4)	17.83 (6)
20 Goldman, Dave	256.32	49	2	0	0	0	20.67 (3)	19.67 (6)	34.28 (9)	17.03 (1)	17.73 (4)	15.92 (0)	16.56 (4)	7.46 (0)	30.50 (1)	27.06 (8)	29.91 (7)	19.53 (6)
21 Smith, Dan	261.38	91	1	4	0	0	24.46 (7)	19.33 (6)	32.91 (18)	20.21 (11)	17.42 (3)	21.91 (13)	17.45 (4)	8.39 (3)	22.52 (1)	34.92 (12)	27.81 (7)	14.05 (6)
22 Haines, Aaron	273.39	120	1	1	2	0	27.01 (9)	25.54 (20)	38.77 (11)	26.48 (10)	20.91 (3)	25.13 (25)	16.33 (1)	5.86 (1)	23.94 (0)	20.30 (12)	20.11 (4)	23.01 (24)
23 Dodd, Charles	279.29	123	1	0	2	0	30.49 (13)	17.91 (5)	33.33 (19)	20.77 (5)	18.04 (1)	17.43 (9)	20.86 (11)	8.21 (3)	32.05 (2)	23.35 (13)	39.06 (31)	17.79 (11)
24 Lafreniere, Judith	285.41	109	0	2	0	0	18.12 (0)	22.16 (3)	30.73 (8)	25.16 (5)	19.81 (9)	23.20 (7)	22.53 (8)	14.13 (9)	27.83 (7)	23.94 (17)	29.55 (18)	28.25 (18)
Lee, Edwin	DQ																	

ESP - Sharpshooter

1 Kyrytschenko, Michael	235.57	82	1	0	0	0	21.75 (8)	16.91 (8)	25.41 (4)	17.40 (2)	18.96 (5)	14.92 (5)	24.36 (16)	10.21 (7)	26.66 (6)	14.75 (2)	26.10 (12)	18.14 (7)
2 Denys, Lou	243.41	54	1	0	0	0	23.77 (5)	14.14 (2)	41.27 (9)	18.64 (5)	18.41 (5)	17.51 (6)	15.47 (4)	7.40 (3)	28.49 (5)	17.92 (4)	22.49 (2)	17.90 (4)
3 Davis, Justin	245.32	86	2	1	0	0	25.10 (5)	20.56 (11)	40.56 (23)	17.39 (1)	20.17 (3)	12.60 (3)	13.95 (2)	10.64 (1)	27.01 (0)	18.97 (11)	21.74 (11)	16.63 (15)
4 Hedlund, Chris	245.79	92	1	3	1	0	23.26 (12)	14.94 (5)	36.71 (11)	16.54 (4)	24.79 (12)	11.67 (2)	17.60 (6)	9.31 (9)	23.66 (1)	18.04 (7)	29.26 (17)	20.01 (6)
5 Hopper, Tim	251.33	98	0	0	2	0	30.34 (16)	18.36 (3)	30.49 (12)	17.00 (2)	19.32 (8)	12.12 (2)	15.84 (3)	6.60 (2)	42.37 (18)	19.23 (6)	21.36 (17)	18.30 (9)
6 Sines, Kris	252.68	69	1	2	0	0	23.36 (5)	18.92 (1)	33.04 (7)	16.20 (1)	22.52 (3)	13.98 (3)	14.22 (5)	6.38 (1)	26.94 (4)	24.08 (15)	29.19 (9)	23.85 (15)
7 Walls, Jonathan	255.68	58	2	0	0	0	23.08 (4)	18.48 (0)	31.16 (14)	20.33 (4)	23.92 (9)	21.34 (5)	18.11 (1)	9.56 (2)	28.48 (4)	18.16 (7)	19.92 (2)	23.14 (6)
8 Deese, Bud	262.47	77	1	1	0	0	25.64 (8)	20.06 (3)	33.39 (8)	23.74 (4)	23.50 (12)	13.09 (5)	13.38 (1)	7.04 (1)	26.81 (4)	25.88 (12)	23.87 (2)	26.07 (17)



S&W IDPA Indoor National Championship

Preliminary Results

February 24-26, 2011

All Shooters


	Match Score	--- Penalties ---					Stage 1	Stage 2	Stage 3	Stage 4	Stage 5	Stage 6	Stage 7	Stage 8	Stage 9	Stage 10	Stage 11	Stage 12
		PD	NT	PE	FN	FTDR												
9 French, Michael	269.17	54	1	2	0	0	25.81 (7)	17.38 (3)	32.94 (6)	24.73 (6)	18.54 (5)	15.14 (0)	15.65 (0)	12.65 (1)	33.64 (1)	19.72 (3)	34.10 (18)	18.87 (4)
10 Brayman, Doug	281.41	105	2	2	0	0	25.41 (16)	16.92 (5)	29.83 (12)	22.56 (6)	15.75 (4)	12.64 (0)	18.86 (1)	8.96 (6)	45.50 (9)	23.39 (12)	29.34 (9)	32.25 (25)
11 Klassanos, Chris	282.09	111	2	0	1	0	24.07 (8)	18.76 (3)	48.12 (29)	23.16 (11)	23.04 (3)	18.60 (5)	18.63 (2)	9.81 (6)	26.09 (5)	19.38 (9)	25.85 (7)	26.58 (23)
12 Netinho, Richard	333.81	90	0	1	0	0	24.83 (4)	23.11 (12)	37.19 (15)	42.00 (0)	32.99 (13)	16.49 (3)	24.88 (8)	11.41 (1)	39.09 (3)	25.52 (8)	28.70 (13)	27.60 (10)
Birchenough, Fred	DQ																	
Wrye, Brandon	DQ																	

ESP - Marksman

1 Snook, Lon	291.79	106	1	1	0	0	26.97 (7)	18.10 (5)	29.91 (10)	26.84 (8)	25.97 (8)	23.55 (5)	17.25 (4)	8.07 (0)	33.61 (4)	27.24 (18)	27.23 (17)	27.05 (20)
2 Fraser, Jason	298.46	80	2	0	0	0	25.64 (17)	18.65 (2)	55.50 (8)	24.64 (2)	19.14 (5)	14.42 (1)	14.21 (4)	13.86 (3)	33.18 (1)	20.35 (10)	33.46 (13)	25.41 (14)
3 Catterall, John	341.42	131	1	0	0	0	31.32 (14)	21.17 (5)	39.67 (16)	24.58 (3)	31.73 (16)	18.89 (4)	21.88 (9)	12.24 (7)	36.89 (2)	32.48 (19)	45.36 (20)	25.21 (16)
4 Ruiz, Ralph	343.43	126	3	2	1	0	27.90 (5)	24.93 (8)	54.94 (21)	23.46 (2)	24.39 (7)	19.87 (10)	24.61 (5)	15.16 (6)	42.53 (7)	27.93 (22)	37.47 (20)	20.24 (13)
5 Todd, John	352.26	161	0	0	4	0	35.06 (13)	21.85 (3)	49.38 (25)	24.49 (6)	35.00 (22)	17.72 (4)	19.97 (5)	11.93 (6)	37.93 (17)	22.44 (13)	49.54 (39)	26.95 (8)
6 Towsley, Bryce	386.00	107	2	2	1	0	28.42 (7)	55.96 (23)	27.50 (9)	43.66 (6)	30.33 (5)	15.57 (4)	18.80 (2)	17.39 (6)	36.32 (6)	23.50 (8)	37.59 (9)	50.96 (22)
7 Martin, George	387.47	134	2	3	0	0	42.76 (12)	30.11 (5)	38.47 (10)	31.18 (1)	31.62 (9)	22.72 (3)	30.82 (24)	12.63 (4)	38.70 (8)	40.10 (34)	32.24 (7)	36.12 (17)
8 Schulman, Sandy	442.94	142	1	3	0	1	44.13 (15)	28.77 (6)	49.06 (13)	32.22 (7)	26.60 (4)	23.58 (6)	28.30 (8)	14.13 (6)	57.75 (10)	40.14 (24)	59.85 (24)	38.41 (19)
9 Snook, Carol	505.14	269	5	2	5	0	64.63 (44)	39.64 (23)	60.63 (37)	44.18 (7)	41.44 (20)	23.47 (0)	29.29 (6)	14.71 (7)	57.71 (25)	49.96 (41)	46.82 (29)	32.66 (30)

SSP - Master

DC Carrell, Gordon	159.98	47	1	0	0	0	13.78 (3)	12.54 (4)	22.97 (5)	12.02 (1)	10.68 (1)	8.76 (4)	10.43 (6)	4.10 (0)	15.84 (3)	14.44 (5)	24.13 (15)	10.29 (0)
1 Sevigny, Dave	160.45	57	1	2	0	0	15.35 (6)	10.60 (1)	19.20 (7)	11.20 (1)	13.25 (7)	11.03 (8)	11.67 (2)	3.79 (2)	15.42 (4)	17.78 (8)	18.51 (3)	12.65 (8)
2 Meyers, James	169.45	23	1	0	0	0	15.22 (2)	12.17 (1)	20.98 (2)	15.77 (7)	11.73 (1)	9.75 (1)	9.02 (0)	4.57 (0)	27.74 (0)	12.06 (0)	17.95 (6)	12.49 (3)
3 Burwell, Dan	169.79	33	2	0	0	0	15.93 (3)	12.83 (2)	19.68 (1)	13.19 (3)	16.74 (2)	10.29 (6)	9.28 (2)	4.39 (2)	15.87 (0)	16.53 (1)	21.87 (6)	13.19 (5)
4 Stettmeier, Edward	173.06	37	1	1	0	0	15.24 (0)	12.19 (1)	19.47 (3)	19.16 (10)	14.24 (2)	9.69 (0)	14.87 (6)	6.63 (2)	16.22 (1)	12.15 (3)	21.39 (8)	11.81 (1)
5 Wright, Brandon	176.58	47	2	2	0	0	15.35 (4)	13.47 (2)	21.08 (7)	15.58 (2)	12.34 (3)	8.10 (0)	12.82 (6)	4.21 (0)	21.77 (1)	17.80 (10)	19.81 (2)	14.25 (10)
6 Garrett, Gregg	178.96	43	1	0	0	0	17.01 (8)	11.63 (0)	21.78 (3)	13.12 (1)	13.42 (2)	10.57 (2)	8.72 (0)	6.47 (4)	23.87 (12)	14.06 (4)	24.81 (6)	13.50 (1)
7 Dolio, David	183.97	53	1	0	0	0	20.47 (10)	14.94 (6)	19.25 (3)	13.61 (0)	13.00 (2)	14.71 (10)	10.61 (3)	5.72 (1)	29.11 (6)	13.74 (3)	14.76 (4)	14.05 (5)
8 Groff, Phillip	184.13	45	0	1	0	0	19.87 (6)	13.41 (1)	19.25 (1)	13.48 (1)	13.78 (5)	15.13 (5)	16.60 (4)	4.59 (0)	20.16 (0)	15.24 (1)	19.76 (14)	12.86 (7)
9 Holmes, Matthew	185.72	44	1	1	0	0	18.79 (3)	13.07 (2)	25.07 (7)	15.09 (3)	14.01 (6)	13.35 (4)	16.09 (6)	4.94 (1)	18.07 (0)	14.72 (5)	20.03 (5)	12.49 (2)
10 Linskey, Joe	192.51	63	1	0	0	0	17.33 (6)	12.71 (1)	24.60 (7)	14.12 (1)	25.07 (9)	11.76 (6)	9.83 (2)	5.26 (1)	18.85 (1)	17.34 (8)	23.14 (17)	12.50 (4)
11 Rogers, Randi	193.26	80	0	3	0	0	16.63 (4)	14.43 (6)	20.64 (7)	19.37 (8)	11.25 (2)	14.24 (8)	11.63 (4)	10.58 (0)	17.86 (4)	20.47 (23)	19.93 (3)	16.23 (11)
12 Marocchini, Andrew	194.91	63	1	1	1	0	17.13 (5)	16.43 (5)	22.46 (7)	16.24 (2)	15.18 (2)	9.27 (3)	9.38 (4)	5.88 (3)	22.50 (5)	18.60 (4)	28.78 (18)	13.06 (5)
13 Redl, Todd	197.60	45	1	2	0	0	29.32 (9)	14.57 (3)	25.78 (6)	15.21 (1)	15.24 (4)	12.25 (2)	12.32 (1)	4.36 (0)	19.61 (2)	22.91 (13)	13.66(1)	12.37 (3)
14 Masselli, Michael	209.81	91	2	0	0	0	23.96 (6)	14.54 (2)	25.05 (14)	17.41 (5)	14.73 (6)	11.23 (3)	13.78 (6)	6.21 (4)	24.16 (3)	23.13 (18)	21.69 (21)	13.92 (3)



S&W IDPA Indoor National Championship

February 24-26, 2011


Preliminary Results

All Shooters

	Match Score	--- Penalties ---					Stage 1	Stage 2	Stage 3	Stage 4	Stage 5	Stage 6	Stage 7	Stage 8	Stage 9	Stage 10	Stage 11	Stage 12
		PD	NT	PE	FN	FTDR												
15 Hsieh, Hanwei	210.21	60	1	0	0	0	22.37 (13)	14.68 (4)	21.96 (4)	15.97 (1)	15.24 (4)	12.91 (1)	15.16 (2)	8.69 (3)	21.68 (3)	22.41 (6)	20.20 (6)	18.94 (13)
16 Lopez, Nelso	211.86	53	1	2	0	0	17.29 (0)	15.09 (2)	24.11 (10)	16.27 (0)	15.19 (0)	11.15 (1)	16.22 (14)	11.19 (1)	26.39 (1)	20.80 (10)	22.00 (10)	16.16 (4)
17 Tetreau, Jerry	213.35	42	1	0	1	0	20.93 (2)	13.35 (1)	22.99 (4)	16.88 (0)	16.73 (3)	14.61 (3)	14.03 (1)	7.07 (2)	26.89 (2)	14.00 (1)	30.85 (15)	15.02 (8)
18 Quintillio, Joseph	213.42	83	1	1	0	0	17.20 (3)	16.02 (5)	28.05 (9)	18.65 (3)	12.97 (3)	9.97 (2)	12.90 (5)	4.58 (0)	31.10 (13)	17.75 (11)	23.13 (14)	21.10 (15)
19 Eller, David	217.09	48	2	2	0	0	22.35 (7)	13.11 (0)	30.11 (2)	17.04 (3)	18.82 (3)	12.24 (1)	13.62 (4)	5.76 (2)	27.88 (5)	17.45 (8)	21.56 (3)	17.15 (10)
20 Bockemuhl, Alfie	220.51	67	2	1	0	0	18.08 (3)	20.05 (10)	30.59 (7)	13.76 (3)	18.63 (5)	11.43 (0)	16.47 (1)	9.41 (0)	22.72 (10)	18.54 (10)	25.54 (13)	15.29 (5)
21 Burek, Mike	233.47	55	2	0	0	0	21.89 (3)	19.13 (8)	26.53 (3)	21.86 (2)	18.30 (4)	16.16 (4)	13.14 (1)	8.16 (4)	31.29 (1)	18.35 (7)	18.69 (5)	19.97 (13)
22 Tate, Roger	239.79	101	1	1	1	0	18.02 (5)	14.25 (5)	36.06 (11)	15.73 (4)	21.32 (13)	13.13 (7)	13.60 (6)	5.64 (1)	39.30 (16)	20.16 (16)	25.42 (9)	17.16 (8)
23 Hipp, Ron	273.76	110	3	2	0	0	20.94 (6)	21.68 (13)	32.35 (23)	28.37 (11)	16.67 (4)	15.94 (1)	15.27 (8)	5.96 (0)	36.74 (14)	27.58 (6)	34.33 (19)	17.93 (5)

SSP - Expert

1 Santillan, Randolf	209.79	56	1	0	0	0	18.63 (5)	16.23 (2)	25.67 (6)	18.54 (1)	15.73 (4)	13.05 (7)	13.37 (3)	6.81 (6)	29.09 (6)	19.14 (6)	19.14 (6)	14.39 (4)
2 Zanotti, Luis Ricardo	210.72	84	2	0	0	0	21.33 (12)	16.01 (9)	26.32 (12)	18.77 (5)	20.22 (4)	12.04 (3)	17.47 (8)	7.31 (5)	20.41 (4)	16.46 (8)	19.30 (6)	15.08 (8)
3 Middaugh, Robert	211.09	49	1	3	0	0	21.96 (3)	14.45 (0)	25.54 (10)	19.37 (3)	15.97 (8)	15.12 (1)	14.96 (5)	9.88 (8)	21.43 (2)	19.32 (1)	20.38 (4)	12.71 (4)
4 Bourgeois, Keith	215.86	70	1	0	1	0	31.03 (11)	15.42 (2)	24.29 (6)	15.45 (3)	14.55 (4)	12.40 (4)	15.58 (9)	6.26 (0)	26.28 (4)	18.75 (12)	18.56 (5)	17.29 (10)
5 Brown, Bill	218.53	60	1	1	0	0	20.06 (6)	16.12 (4)	25.53 (4)	17.03 (0)	21.04 (7)	16.44 (4)	11.68 (0)	6.81 (4)	27.00 (2)	19.58 (13)	18.56 (10)	18.68 (6)
6 CronkHITE, Van	222.73	54	1	0	0	0	21.79 (8)	15.34 (2)	30.53 (10)	18.40 (3)	19.96 (3)	13.20 (1)	11.90 (4)	6.09 (0)	23.11 (3)	23.65 (3)	21.80 (11)	16.96 (6)
7 Romaniw, Walt	229.71	81	0	0	0	0	22.39 (7)	18.45 (5)	30.36 (10)	20.38 (0)	17.77 (7)	15.52 (10)	14.31 (4)	5.61 (0)	23.52 (6)	24.19 (17)	21.69 (10)	15.52 (5)
8 Jones, David E.	231.14	49	0	0	0	0	20.57 (5)	16.03 (3)	31.90 (4)	19.85 (1)	22.99 (6)	15.04 (6)	12.80 (0)	5.76 (3)	29.39 (2)	19.22 (12)	21.07 (3)	16.52 (4)
9 Rhoden, Ron	232.17	67	0	0	0	0	20.35 (3)	17.61 (2)	31.40 (8)	21.17 (5)	17.90 (5)	14.84 (6)	11.76 (2)	9.63 (6)	25.11 (6)	15.97 (3)	24.53 (14)	21.90 (7)
10 Barrera, Michael	232.23	95	0	1	0	0	21.59 (12)	16.45 (5)	29.22 (13)	18.49 (3)	19.04 (6)	16.57 (10)	23.48 (10)	5.67 (2)	21.10 (1)	21.58 (14)	19.90 (6)	19.14 (13)
11 Ritchie, David	233.02	44	1	0	0	0	20.56 (6)	17.61 (3)	27.09 (3)	18.97 (1)	18.38 (4)	14.78 (7)	13.46 (8)	7.26 (1)	31.32 (1)	17.60 (2)	26.57 (3)	19.42 (5)
12 Hsieh, De	233.90	67	0	1	1	0	28.62 (15)	20.19 (4)	36.40 (7)	20.01 (11)	16.58 (3)	15.17 (5)	9.70 (1)	7.08 (0)	21.70 (0)	17.84 (3)	23.47 (8)	17.14 (10)
13 Farley, Matthew	236.38	72	1	0	1	0	21.94 (5)	16.93 (3)	24.11 (4)	22.23 (9)	14.77 (2)	14.47 (2)	15.90 (4)	8.78 (4)	22.35 (4)	17.44 (5)	40.75 (28)	16.71 (2)
14 Tully, Dennis	238.30	46	0	0	0	0	23.55 (3)	19.09 (4)	28.69 (5)	20.20 (1)	20.30 (3)	17.31 (5)	15.46 (2)	7.63 (1)	26.25 (6)	20.10 (2)	21.22 (9)	18.50 (5)
15 Crockett, David	241.70	50	1	2	0	0	19.86 (6)	14.56 (1)	22.15 (3)	27.54 (2)	14.92 (1)	29.52 (1)	15.88 (1)	7.73 (4)	21.97 (3)	14.78 (0)	25.80 (15)	26.99 (13)
16 Dunham, James	242.62	55	1	2	0	0	26.70 (6)	19.52 (6)	30.86 (11)	19.17 (0)	17.16 (3)	15.67 (4)	17.49 (3)	14.26 (6)	26.07 (0)	15.18 (2)	21.50 (2)	19.04 (12)
17 Lapp, Darryl	243.03	72	3	1	0	0	23.80 (6)	17.61 (8)	25.56 (5)	22.95 (0)	15.94 (2)	12.29 (0)	9.16 (0)	7.82 (4)	32.81 (4)	22.76 (19)	28.25 (8)	24.08 (16)
18 Desmond, Bill	246.43	126	2	2	1	0	24.46 (6)	19.28 (9)	32.19 (18)	19.02 (9)	15.69 (5)	18.94 (12)	15.30 (10)	7.08 (4)	30.15 (3)	23.19 (20)	18.26 (8)	22.87 (22)
19 Freda, John	257.89	63	1	1	0	0	25.90 (10)	20.41 (7)	29.00 (1)	17.50 (0)	17.52 (2)	12.72 (1)	18.22 (6)	7.61 (2)	35.45 (3)	22.92 (9)	24.15 (0)	26.49 (22)
20 Torres-Reyes, Laura	258.52	87	1	0	0	0	23.56 (7)	19.44 (3)	30.43 (12)	17.16 (2)	16.75 (6)	19.16 (9)	20.39 (4)	9.04 (4)	34.25 (9)	25.71 (11)	23.68 (10)	18.95 (10)
21 Bergeron, Russell	258.87	97	4	2	1	0	29.64 (15)	16.51 (5)	22.99 (5)	28.13 (2)	21.37 (11)	15.70 (11)	19.11 (11)	11.72 (5)	26.29 (2)	19.78 (5)	26.66 (10)	20.97 (15)
22 East, Adrian	260.81	71	1	2	0	0	23.05 (5)	21.32 (6)	28.19 (4)	23.12 (3)	22.73 (4)	13.94 (2)	21.87 (12)	8.07 (3)	30.15 (6)	17.92 (2)	25.06 (13)	25.39 (11)




S&W IDPA Indoor National Championship

February 24-26, 2011

Preliminary Results

All Shooters

	Match Score	--- Penalties ---					Stage 1	Stage 2	Stage 3	Stage 4	Stage 5	Stage 6	Stage 7	Stage 8	Stage 9	Stage 10	Stage 11	Stage 12
		PD	NT	PE	FN	FTDR												
23 Flynn, Bill	260.95	99	2	1	1	0	21.01 (3)	16.66 (2)	42.10 (19)	24.79 (3)	21.23 (9)	15.18 (1)	15.40 (8)	7.36 (2)	29.98 (4)	21.71 (20)	26.40 (19)	19.13 (9)
24 Bartha, Steve	265.67	100	0	1	1	0	27.55 (7)	19.43 (4)	27.28 (2)	22.54 (9)	31.07 (20)	19.10 (8)	20.13 (7)	7.00 (3)	27.95 (5)	19.12 (11)	25.85 (16)	18.65 (8)
25 Stein, Sam	271.35	85	1	0	0	0	24.49 (5)	25.26 (5)	30.98 (8)	23.35 (4)	20.69 (3)	16.55 (9)	12.07 (1)	8.38 (1)	34.48 (16)	25.17 (7)	26.40 (10)	23.53 (16)
26 Lyne, Tammy	275.72	124	1	0	1	0	23.94 (9)	19.49 (4)	39.09 (20)	26.19 (7)	18.11 (7)	26.12 (19)	21.81 (15)	11.08 (4)	28.88 (10)	17.93 (8)	19.00 (7)	24.08 (14)
27 Aubuchon, Paul	282.10	74	1	1	0	0	27.43 (6)	20.72 (7)	28.70 (6)	19.77 (3)	29.15 (2)	18.04 (4)	18.57 (6)	13.46 (5)	30.99 (3)	28.81 (16)	23.08 (6)	23.38 (10)
SSP - Sharpshooter																		
1 Jankowski, Eugene	226.15	90	1	0	1	0	27.37 (15)	16.17 (5)	22.84 (10)	24.34 (3)	17.02 (7)	11.35 (2)	15.15 (7)	6.13 (2)	24.52 (12)	18.35 (5)	22.76 (10)	20.15 (12)
2 Lacroix, Robert	233.53	84	1	1	0	0	22.33 (7)	18.47 (9)	26.63 (6)	19.81 (2)	17.41 (5)	11.62 (2)	14.58 (5)	11.01 (7)	27.06 (7)	21.00 (10)	27.46 (14)	16.15 (10)
3 Marquez, Adrian	237.51	77	0	1	0	0	21.91 (7)	18.88 (8)	27.82 (8)	20.93 (5)	18.70 (5)	12.61 (1)	18.34 (10)	8.22 (2)	27.08 (4)	25.25 (16)	21.28 (6)	16.49 (5)
4 Fuss, Nathan	244.24	85	1	2	2	0	32.38 (14)	15.61 (4)	28.98 (10)	16.88 (2)	20.41 (8)	12.11 (1)	15.47 (4)	7.82 (3)	19.65 (5)	19.14 (5)	29.74 (11)	26.05 (18)
5 Baker, Warren	244.89	72	2	0	1	0	19.93 (3)	16.24 (5)	26.42 (10)	18.40 (3)	16.27 (4)	12.39 (5)	12.19 (2)	7.64 (3)	36.86 (2)	20.11 (2)	39.32 (26)	19.12 (7)
6 Kleinfeld, Zachary	245.49	57	2	0	0	0	24.47 (6)	15.91 (2)	28.07 (6)	21.77 (3)	21.97 (10)	15.02 (0)	15.99 (3)	7.09 (2)	31.21 (10)	19.41 (1)	25.73 (7)	18.85 (7)
7 Lambert, Ken	247.55	102	1	1	0	0	20.70 (7)	15.90 (5)	30.83 (8)	21.73 (2)	22.71 (12)	15.45 (10)	26.82 (18)	6.49 (4)	22.97 (8)	16.86 (7)	28.61 (11)	18.48 (10)
8 Joffe, Michael	249.45	52	1	0	1	0	27.38 (9)	15.65 (3)	29.08 (3)	17.99 (1)	20.87 (2)	13.49 (3)	12.99 (2)	7.18 (0)	31.43 (1)	24.58 (10)	27.44 (4)	21.37 (14)
9 Franco, Emilio	250.46	82	2	0	0	0	23.83 (11)	17.31 (4)	31.42 (8)	18.36 (3)	17.50 (4)	13.90 (4)	15.98 (5)	10.87 (7)	30.06 (2)	23.85 (9)	27.01 (14)	20.37 (11)
10 Metzler, Enrico	251.53	51	2	0	0	0	22.06 (3)	18.93 (3)	31.29 (3)	26.55 (5)	17.91 (7)	19.12 (3)	13.77 (1)	7.88 (2)	25.37 (0)	25.03 (14)	26.97 (4)	16.65 (6)
11 Twining, Steve	254.77	77	2	4	0	0	21.10 (7)	17.89 (7)	36.65 (14)	22.51 (4)	25.79 (2)	19.59 (6)	13.87 (2)	5.47 (2)	28.04 (3)	22.43 (13)	24.95 (12)	16.48 (5)
12 Sued, Yamil	256.40	60	1	0	0	0	25.18 (5)	18.07 (5)	29.38 (3)	21.80 (1)	19.92 (2)	20.44 (8)	20.70 (5)	13.88 (14)	29.60 (0)	19.99 (9)	23.35 (4)	14.09 (4)
13 Corwell, Andrew	264.40	125	0	1	0	0	24.45 (10)	19.52 (6)	30.58 (13)	25.26 (14)	22.19 (8)	16.55 (6)	18.83 (11)	8.53 (5)	25.49 (8)	22.44 (14)	31.40 (22)	19.16 (8)
14 Williams, Berry	265.74	67	1	0	0	0	21.93 (3)	18.39 (3)	31.15 (4)	27.82 (6)	22.45 (10)	13.45 (3)	16.79 (9)	12.02 (11)	31.35 (0)	19.80 (3)	26.34 (5)	24.25 (10)
15 Semeraro, Mike	270.73	101	3	1	0	0	25.67 (7)	22.98 (2)	33.34 (17)	30.23 (8)	19.17 (9)	15.69 (7)	17.20 (0)	6.65 (2)	25.73 (0)	19.06 (13)	32.83 (21)	22.18 (15)
16 Hodgkins, Knowlton	271.38	91	1	1	0	0	21.86 (4)	23.49 (12)	28.20 (8)	24.56 (1)	25.30 (11)	23.14 (17)	18.60 (7)	16.16 (8)	24.94 (1)	18.13 (3)	27.23 (9)	19.77 (10)
17 Corriveau, Daniel	272.17	87	1	0	0	0	24.62 (9)	19.82 (7)	30.50 (8)	22.54 (3)	21.57 (4)	16.16 (2)	17.59 (6)	11.15 (3)	28.85 (6)	23.78 (9)	32.78 (20)	22.81 (10)
18 Bauhoff, K.C.	275.06	51	0	3	0	0	23.95 (4)	18.86 (3)	39.11 (11)	20.90 (0)	31.61 (5)	15.08 (1)	17.27 (0)	14.95 (4)	20.83 (0)	19.37 (8)	32.75 (11)	20.38 (4)
19 Burns, Brendan	275.96	101	0	1	0	0	23.19 (8)	23.05 (16)	27.53 (4)	23.00 (7)	18.49 (5)	16.67 (11)	17.39 (9)	11.28 (6)	39.79 (6)	24.91 (3)	29.89 (13)	20.77 (13)
20 Decho, Matt	278.31	138	2	1	0	0	30.53 (12)	19.65 (6)	31.42 (18)	29.50 (10)	18.45 (6)	12.79 (7)	21.82 (20)	14.09 (5)	31.23 (21)	25.59 (5)	24.38 (16)	18.86 (12)
21 Reid, Thomas	279.49	104	3	0	1	0	25.27 (11)	17.83 (5)	37.82 (16)	31.35 (6)	26.38 (9)	12.76 (3)	12.59 (5)	5.14 (1)	28.45 (6)	22.96 (14)	33.84 (11)	25.10 (17)
22 Perry, Thomas	280.06	75	4	1	0	0	32.12 (7)	17.70 (2)	32.27 (6)	25.75 (1)	23.79 (8)	17.94 (11)	16.09 (2)	9.07 (2)	35.07 (1)	19.75 (10)	26.05 (15)	24.46 (10)
23 Duroy, Ray	281.08	118	2	0	0	0	22.07 (6)	25.61 (15)	31.28 (11)	21.65 (1)	22.17 (4)	15.74 (5)	22.21 (16)	11.57 (11)	28.19 (2)	26.78 (20)	27.50 (8)	26.31 (19)
24 Coutant, Roger	284.28	107	2	0	0	0	24.38 (3)	21.03 (5)	29.17 (11)	22.55 (6)	27.47 (16)	25.13 (24)	15.64 (3)	7.73 (2)	36.00 (3)	21.78 (9)	36.00 (22)	17.40 (3)
25 Canney, David	284.81	82	1	1	0	0	28.09 (8)	21.74 (5)	31.50 (8)	24.38 (2)	26.42 (7)	13.32 (1)	19.54 (5)	13.07 (8)	32.67 (4)	25.46 (5)	20.73 (9)	27.89 (20)
26 Christopher, Robert	285.05	99	2	3	1	0	26.32 (5)	21.25 (5)	44.51 (19)	24.67 (0)	18.89 (5)	22.19 (15)	19.38 (16)	8.76 (6)	27.81 (1)	22.63 (9)	29.57 (9)	19.07 (9)




S&W IDPA Indoor National Championship

February 24-26, 2011

Preliminary Results

All Shooters

	Match Score	--- Penalties ---					Stage 1	Stage 2	Stage 3	Stage 4	Stage 5	Stage 6	Stage 7	Stage 8	Stage 9	Stage 10	Stage 11	Stage 12
		PD	NT	PE	FN	FTDR												
27 Miller, Thomas	286.05	108	0	0	0	0	24.35 (5)	18.58 (3)	36.62 (20)	29.34 (13)	21.79 (6)	15.76 (5)	18.28 (9)	9.45 (5)	25.53 (5)	27.20 (5)	35.27 (20)	23.88 (12)
28 Ellis, Richard A	290.79	88	1	1	0	0	27.53 (5)	19.62 (5)	41.34 (20)	22.50 (5)	20.14 (1)	12.30 (0)	16.89 (4)	8.10 (2)	34.55 (10)	26.63 (10)	31.80 (15)	29.39 (11)
29 Zownir, George	295.23	105	0	0	3	0	39.29 (18)	21.33 (5)	35.35 (21)	28.73 (9)	17.71 (4)	18.58 (10)	18.85 (3)	8.99 (2)	29.93 (0)	24.20 (10)	31.71 (17)	20.56 (6)
30 Chase, Philip	297.01	131	1	0	0	0	26.19 (8)	22.32 (14)	34.51 (16)	22.69 (7)	24.56 (9)	20.94 (19)	24.21 (18)	7.95 (3)	35.77 (6)	19.43 (9)	36.14 (10)	22.30 (12)
31 Culver, Darrin	299.87	77	1	0	0	0	29.17 (11)	20.31 (4)	40.24 (9)	29.77 (3)	24.04 (5)	18.32 (8)	23.01 (16)	11.32 (5)	28.83 (3)	23.70 (5)	30.88 (5)	20.28 (3)
32 Nierenburg, Jonathan	302.30	84	3	1	0	0	28.28 (5)	21.66 (2)	40.34 (24)	28.79 (3)	21.46 (4)	15.07 (5)	21.82 (4)	11.75 (11)	41.91 (4)	24.64 (1)	30.29 (15)	16.29 (6)
33 Martin, Jim	302.82	114	2	0	1	0	31.00 (11)	22.15 (8)	36.14 (12)	31.23 (11)	27.73 (7)	17.57 (8)	22.36 (16)	9.25 (6)	36.66 (2)	24.64 (16)	22.91 (6)	21.18 (11)
34 Dzamko, Robert	303.52	125	0	0	1	0	36.20 (13)	18.75 (6)	45.25 (15)	21.54 (1)	22.77 (14)	20.17 (14)	24.57 (10)	11.99 (8)	23.15 (1)	28.05 (18)	25.44 (5)	25.64 (20)
35 Cournoyer, Wilfrid	303.79	90	2	0	0	0	28.41 (9)	21.27 (8)	36.02 (5)	25.95 (3)	36.18 (5)	16.28 (4)	16.87 (7)	10.55 (8)	35.04 (5)	22.33 (4)	29.12 (14)	25.77 (18)
36 Sievert, Travis	304.36	59	4	0	0	0	32.69 (9)	27.96 (3)	28.26 (1)	31.51 (7)	22.62 (2)	15.01 (2)	23.14 (5)	9.24 (2)	25.54 (3)	30.25 (15)	34.92 (5)	23.22 (5)
37 Parr, Aaron	305.20	66	0	2	0	0	24.10 (5)	23.54 (2)	34.54 (11)	36.80 (3)	24.35 (4)	21.37 (9)	19.44 (2)	11.39 (2)	31.60 (5)	24.42 (4)	33.03 (13)	20.62 (6)
38 Mondejar, Darwin	306.84	144	4	0	1	0	25.73 (14)	25.79 (16)	37.95 (22)	25.25 (2)	18.06 (3)	12.68 (2)	26.34 (24)	9.78 (6)	37.61 (7)	24.63 (12)	30.90 (11)	32.12 (25)
39 Strangia, Mike	314.02	152	3	2	0	0	30.57 (12)	24.37 (23)	30.28 (13)	28.47 (7)	27.36 (11)	15.61 (5)	25.37 (3)	8.18 (2)	30.38 (17)	27.69 (13)	35.63 (25)	30.11 (21)
40 Pandiscio, Timothy	314.64	145	0	3	0	0	30.74 (16)	26.22 (17)	40.16 (15)	31.79 (12)	18.06 (2)	17.13 (2)	20.05 (11)	14.14 (14)	39.71 (12)	26.89 (14)	29.70 (20)	20.05 (10)
41 Burris, Roger	320.15	101	0	4	0	0	32.23 (5)	22.86 (9)	40.78 (20)	26.44 (11)	34.24 (9)	16.87 (5)	19.84 (4)	9.76 (2)	31.93 (4)	33.89 (17)	27.54 (11)	23.77 (4)
42 Coolidge, David	320.73	136	0	1	1	0	29.06 (11)	23.00 (5)	35.30 (9)	35.84 (17)	25.83 (10)	16.21 (4)	18.91 (9)	6.59 (1)	32.88 (8)	31.71 (16)	40.70 (32)	24.70 (14)
43 Ruark, Robert	335.43	69	2	3	1	0	25.38 (3)	26.91 (3)	48.19 (7)	28.60 (1)	31.29 (6)	16.10 (1)	16.74 (2)	9.21 (2)	39.23 (1)	23.04 (8)	43.22 (21)	27.52 (14)
44 Zaino, Steve	335.63	121	1	4	0	0	34.13 (13)	23.06 (9)	33.94 (6)	20.82 (1)	31.15 (15)	45.63 (10)	15.63 (2)	11.55 (9)	33.93 (7)	33.27 (24)	27.81 (11)	24.71 (14)
45 McKeon, Jo-Anne	336.34	99	3	0	0	0	30.59 (9)	27.03 (8)	40.73 (4)	27.78 (4)	27.47 (11)	19.30 (5)	20.39 (8)	12.75 (8)	35.79 (2)	24.89 (7)	41.64 (13)	27.98 (20)
46 Baker, Robert	339.43	79	2	0	0	0	28.14 (8)	23.15 (7)	46.35 (4)	31.93 (1)	24.69 (1)	19.47 (2)	18.80 (5)	14.28 (10)	39.93 (2)	24.72 (8)	41.36 (13)	26.61 (18)
47 Agcaouli, John	365.64	100	2	1	1	0	24.75 (6)	28.65 (16)	48.16 (13)	22.13 (12)	21.19 (3)	40.92 (0)	24.21 (4)	18.29 (24)	63.32 (5)	29.78 (1)	24.01 (9)	20.23 (7)
48 Torres-Reyes, Jose	397.32	159	3	4	0	0	28.19 (10)	30.20 (12)	40.31 (19)	25.30 (2)	32.38 (6)	24.94 (17)	37.68 (22)	15.32 (5)	63.53 (5)	35.34 (31)	41.16 (22)	22.97 (8)
Barbera, Luca	DQ																	
SSP - Marksman																		
1 Roque, Amir	270.42	60	2	4	0	0	23.22 (2)	18.78 (1)	33.69 (6)	21.73 (2)	18.04 (4)	17.68 (7)	29.25 (17)	12.20 (6)	33.42 (2)	20.29 (6)	25.21 (3)	16.91 (4)
2 Iradi, Tom	273.06	76	1	0	1	0	29.02 (9)	19.96 (2)	41.55 (16)	20.97 (2)	20.35 (7)	15.90 (1)	18.34 (3)	6.70 (0)	27.06 (3)	21.71 (9)	28.73 (8)	22.77 (16)
3 Duroy, Raymond	276.88	87	2	3	1	0	29.30 (10)	18.57 (6)	35.24 (5)	21.44 (7)	19.84 (2)	19.10 (2)	19.93 (7)	5.48 (0)	31.16 (23)	28.30 (6)	26.96 (11)	21.56 (8)
4 Chisholm, Brian	282.50	112	3	0	0	0	26.11 (7)	22.40 (5)	30.66 (13)	22.97 (13)	21.26 (8)	19.83 (6)	19.76 (6)	9.49 (6)	31.82 (1)	22.05 (12)	29.89 (8)	26.26 (27)
5 Krygowski, John	296.52	97	1	1	1	0	21.65 (4)	18.99 (2)	39.45 (11)	23.69 (2)	22.80 (8)	19.53 (9)	21.53 (15)	7.05 (0)	38.08 (5)	30.35 (14)	35.43 (21)	17.97 (6)
6 Lucero, Mucio	304.51	100	1	4	0	0	26.32 (10)	21.32 (6)	42.76 (22)	26.20 (3)	22.56 (8)	17.11 (5)	18.06 (1)	15.60 (3)	32.60 (4)	22.09 (10)	30.98 (17)	28.91 (11)
7 Natera, Jose	304.72	61	1	1	0	0	27.73 (2)	21.63 (15)	40.68 (4)	25.34 (0)	23.83 (7)	16.20 (0)	17.69 (1)	12.75 (1)	32.83 (5)	29.92 (7)	27.77 (3)	28.35 (16)
8 Mulligan, Joseph	306.00	95	3	2	0	0	32.75 (4)	23.43 (10)	35.22 (8)	32.95 (7)	23.97 (9)	16.76 (4)	19.12 (7)	8.32 (4)	25.99 (2)	24.94 (11)	32.82 (8)	29.73 (21)




S&W IDPA Indoor National Championship

Preliminary Results

February 24-26, 2011

All Shooters

	Match Score	--- Penalties ---					Stage 1	Stage 2	Stage 3	Stage 4	Stage 5	Stage 6	Stage 7	Stage 8	Stage 9	Stage 10	Stage 11	Stage 12
		PD	NT	PE	FN	FTDR												
9 Biggers, David	314.63	93	1	1	0	0	24.66 (3)	24.49 (3)	33.60 (14)	28.73 (5)	25.87 (5)	13.57 (0)	16.83 (7)	8.68 (3)	45.92 (18)	28.04 (2)	30.15 (18)	34.09 (15)
10 Nichols, Leland	322.97	78	2	2	1	0	39.19 (10)	19.69 (5)	33.25 (9)	29.73 (2)	27.48 (2)	22.42 (4)	18.96 (7)	15.41 (2)	31.89 (3)	25.61 (8)	31.67 (13)	27.67 (13)
11 Wildt, Samuel	323.55	109	1	5	0	0	33.22 (11)	25.13 (7)	43.45 (19)	24.05 (3)	23.48 (8)	14.21 (1)	28.23 (16)	15.40 (5)	28.62 (2)	26.38 (11)	31.90 (6)	29.48 (20)
12 Jeter, Leigh	327.86	150	3	0	0	0	30.15 (19)	26.11 (15)	37.61 (23)	31.88 (5)	31.34 (15)	20.65 (5)	20.96 (4)	9.04 (2)	31.94 (8)	26.07 (18)	38.92 (20)	23.19 (16)
13 Fiorilli, Angelo	329.14	61	4	1	0	0	31.99 (7)	26.92 (7)	46.51 (5)	27.20 (3)	36.39 (4)	16.76 (1)	18.84 (9)	9.78 (1)	32.25 (2)	26.24 (8)	33.52 (8)	22.74 (6)
14 Scott, Chris	330.89	119	2	3	2	0	39.23 (11)	25.40 (6)	37.45 (7)	24.76 (1)	25.69 (4)	15.02 (8)	13.01 (4)	10.76 (11)	30.52 (5)	48.04 (30)	30.43 (19)	30.58 (13)
15 Yacobelli, Ricardo	334.57	78	1	1	1	0	26.02 (9)	20.91 (2)	32.50 (10)	26.58 (5)	24.03 (2)	19.67 (3)	29.59 (7)	14.50 (2)	33.43 (1)	39.19 (22)	41.45 (9)	26.70 (6)
16 Farley, Steven	335.41	120	1	2	0	0	34.34 (23)	23.65 (4)	43.44 (19)	26.06 (2)	25.35 (5)	17.52 (0)	18.08 (5)	28.05 (7)	38.71 (9)	29.20 (16)	25.44 (14)	25.57 (16)
17 Corriveau, James	335.95	93	0	1	0	0	27.34 (3)	23.53 (4)	37.34 (6)	32.51 (7)	33.10 (11)	18.32 (1)	23.25 (7)	14.52 (2)	34.21 (3)	37.23 (23)	32.88 (22)	21.72 (4)
18 Ho, Ping	339.60	164	2	0	2	0	36.89 (16)	19.38 (4)	59.43 (38)	23.45 (3)	27.00 (16)	18.76 (2)	25.94 (16)	14.32 (8)	34.87 (8)	27.13 (18)	26.05 (15)	26.38 (20)
19 Mladek, Jan	344.20	123	0	1	1	0	31.66 (7)	23.89 (5)	37.12 (8)	27.89 (2)	29.66 (7)	21.78 (6)	25.81 (13)	10.23 (3)	31.82 (10)	35.17 (21)	40.10 (24)	29.07 (17)
20 Bogdan, Cornell	351.96	94	2	2	0	0	35.97 (8)	24.09 (7)	39.39 (7)	32.51 (7)	31.94 (6)	16.20 (5)	21.02 (1)	12.14 (7)	39.97 (4)	28.43 (14)	37.95 (11)	32.35 (17)
21 LaBarbera, Paul	359.67	120	4	3	1	0	36.90 (17)	24.95 (6)	42.45 (15)	33.79 (14)	26.33 (8)	17.78 (6)	22.59 (12)	16.62 (8)	44.13 (5)	31.34 (3)	36.23 (16)	26.56 (10)
22 Clapp, Ken	364.67	103	3	2	0	0	42.44 (12)	27.42 (10)	44.96 (13)	30.37 (4)	29.34 (3)	17.31 (5)	19.93 (4)	14.06 (5)	39.91 (3)	35.41 (19)	37.42 (8)	26.10 (17)
23 Strayer, Terri	370.10	121	2	2	0	0	34.96 (4)	29.11 (11)	46.18 (13)	29.46 (4)	27.96 (8)	24.42 (20)	27.49 (17)	11.49 (7)	39.74 (1)	28.40 (4)	43.22 (16)	27.67 (16)
24 Buffington, Debi	377.82	125	3	2	0	0	34.22 (4)	29.95 (12)	37.93 (10)	38.97 (11)	25.42 (10)	22.89 (3)	25.62 (0)	18.15 (7)	43.92 (12)	31.58 (25)	36.39 (12)	32.78 (19)
25 David, Zaldy	377.97	177	3	2	2	0	35.74 (12)	19.60 (3)	48.57 (10)	24.74 (4)	31.16 (15)	23.85 (10)	38.84 (24)	18.24 (21)	43.73 (14)	28.36 (22)	44.99 (34)	20.15 (8)
26 Chase, Trey	381.95	99	3	2	1	0	27.86 (8)	27.35 (2)	45.74 (8)	29.62 (3)	30.78 (2)	23.80 (8)	38.52 (1)	7.59 (0)	40.77 (7)	26.89 (16)	51.53 (27)	31.50 (17)
27 Kern, John	382.26	95	1	1	0	0	32.97 (7)	25.30 (4)	57.36 (20)	28.31 (1)	24.68 (2)	21.27 (1)	17.36 (2)	12.07 (1)	54.21 (8)	41.34 (23)	39.09 (13)	28.30 (13)
28 Dalena, Cyndi	384.83	128	2	2	0	0	41.30 (18)	24.57 (5)	42.47 (18)	34.36 (2)	23.99 (4)	26.65 (10)	26.30 (1)	15.11 (1)	43.83 (12)	36.00 (14)	39.16 (22)	31.09 (21)
29 Weisman, Harris	390.10	101	5	2	0	0	30.80 (5)	30.18 (8)	53.77 (30)	28.44 (2)	37.50 (1)	37.51 (15)	29.29 (5)	10.82 (2)	37.28 (0)	31.80 (7)	34.88 (9)	27.83 (17)
30 Rizzico, David	394.29	154	1	0	3	0	32.95 (7)	27.53 (5)	50.50 (20)	29.07 (11)	29.10 (8)	19.59 (2)	21.90 (6)	16.84 (5)	46.65 (11)	45.90 (41)	35.07 (9)	39.19 (29)
31 Richards, Kitty	438.63	185	2	2	2	0	48.18 (25)	31.33 (13)	57.66 (22)	39.40 (6)	34.73 (13)	22.10 (10)	22.14 (13)	23.95 (11)	46.42 (10)	42.86 (22)	32.18 (10)	37.68 (30)
32 Ellington, Melita	452.81	209	2	2	3	0	44.00 (23)	34.56 (19)	59.06 (29)	31.22 (1)	23.68 (8)	23.70 (9)	34.33 (19)	18.92 (16)	52.65 (4)	31.64 (21)	59.72 (38)	39.33 (22)
33 Barber, Angie	505.34	125	2	0	0	0	39.01 (14)	48.70 (12)	56.28 (7)	44.59 (9)	44.11 (3)	59.59 (9)	22.76 (3)	14.54 (14)	64.76 (3)	26.54 (13)	47.74 (13)	36.72 (25)
Wesson, William	DQ																	
Maita, Rafael	DQ																	
Berroteran, Jose Alberto	DQ																	
ESR - Master																		
DC Miculek, Jerry	175.28	57	0	0	0	0	18.84 (9)	12.47 (3)	22.40 (4)	17.90 (6)	17.75 (10)	8.14 (2)	8.56 (3)	3.97 (0)	17.14 (2)	17.18 (10)	14.28 (3)	16.65 (5)
1 Pitha, Joseph	196.01	59	1	0	0	0	19.03 (2)	15.04 (5)	20.06 (3)	18.28 (2)	17.77 (7)	9.04 (1)	10.00 (2)	5.27 (2)	23.59 (2)	13.51 (4)	20.16 (8)	24.26 (21)
2 Gelberger, Gene	205.22	53	0	0	0	0	19.77 (2)	14.25 (3)	30.92 (13)	17.23 (2)	19.68 (7)	10.28 (1)	10.22 (2)	5.48 (0)	20.50 (0)	15.34 (3)	21.50 (7)	20.05 (13)



S&W IDPA Indoor National Championship

Preliminary Results

February 24-26, 2011

All Shooters

Match

--- Penalties ---

Score

PD NT PE FN FTDR

Stage 1

Stage 2

Stage 3

Stage 4

Stage 5

Stage 6

Stage 7

Stage 8

Stage 9

Stage 10

Stage 11

Stage 12

ESR - Expert

1 Richards, William	250.85	58	3	0	0	0	28.54 (5)	16.66 (1)	32.94 (6)	20.97 (1)	26.06 (2)	16.67 (10)	10.60 (3)	7.13 (3)	28.77 (3)	19.83 (11)	21.23 (3)	21.45 (10)
2 Richard, Jerry	327.10	103	1	2	0	0	32.79 (12)	22.30 (7)	44.98 (7)	26.49 (2)	25.71 (3)	18.24 (2)	29.42 (24)	11.56 (3)	39.67 (5)	25.95 (11)	25.96 (7)	24.03 (20)

ESR - Sharpshooter

1 Dandreamatteo, Toni	261.06	119	0	0	0	0	27.83 (15)	18.63 (8)	30.51 (7)	25.03 (15)	23.52 (7)	13.72 (6)	16.29 (7)	8.81 (4)	28.17 (4)	19.76 (9)	24.93 (19)	23.86 (18)
2 Thorpe, Bill	295.75	99	1	1	1	0	37.09 (19)	21.74 (5)	38.61 (17)	25.27 (4)	23.80 (4)	16.91 (0)	16.58 (9)	6.57 (0)	37.58 (16)	24.46 (10)	25.27 (8)	21.87 (7)

ESR - Marksman

1 George, Ellis	299.01	105	2	1	1	0	36.73 (17)	20.25 (6)	30.66 (16)	27.89 (6)	33.74 (10)	18.64 (3)	19.41 (9)	9.93 (7)	31.32 (1)	19.37 (4)	30.99 (15)	20.08 (11)
2 Bourgeois, Scott	312.42	116	1	0	2	0	38.69 (17)	18.09 (2)	37.68 (9)	28.16 (3)	23.04 (4)	16.44 (5)	14.40 (1)	7.85 (0)	30.88 (6)	30.07 (17)	36.68 (24)	30.44 (28)
3 McCarthy, Bob	326.16	138	2	0	1	0	30.83 (12)	18.69 (3)	48.85 (33)	35.99 (3)	29.34 (11)	22.28 (21)	17.96 (9)	7.41 (0)	34.76 (2)	24.89 (10)	31.38 (16)	23.78 (18)

SSR - Master

DC Lentz, Josh	204.99	49	2	0	0	0	23.28 (7)	13.98 (1)	23.10 (5)	18.62 (2)	16.68 (1)	9.51 (0)	9.61 (3)	6.68 (6)	24.88 (2)	12.98 (4)	27.71 (10)	17.96 (8)
1 Buckland, Craig	205.48	46	1	0	0	0	19.89 (2)	15.47 (1)	23.57 (3)	19.87 (2)	14.62 (2)	9.90 (1)	10.63 (5)	4.87 (1)	20.35 (1)	19.58 (10)	28.75 (8)	17.98 (10)
2 Crego, Kirk	224.09	83	0	2	0	0	23.54 (8)	15.22 (6)	24.67 (8)	27.77 (7)	18.93 (7)	11.05 (0)	15.79 (10)	6.95 (2)	24.19 (7)	19.07 (7)	21.43 (14)	15.48 (7)
3 Powell, Bob	237.08	47	1	1	0	0	22.91 (6)	36.23 (1)	24.19 (2)	18.55 (0)	23.69 (5)	11.38 (2)	8.99 (1)	5.21 (0)	27.80 (3)	14.92 (3)	21.49 (10)	21.72 (14)

SSR - Expert


1 Ortbach, Kenneth	252.47	54	0	1	1	0	47.72 (12)	16.81 (1)	31.61 (7)	24.73 (5)	19.31 (4)	12.95 (4)	10.38 (1)	6.14 (1)	24.49 (2)	17.14 (1)	22.78 (8)	18.41 (8)
2 Nash, Matthew	254.03	66	3	1	0	0	27.91 (10)	19.65 (7)	30.62 (6)	24.02 (1)	24.48 (1)	12.20 (1)	18.67 (8)	7.29 (3)	29.23 (0)	15.87 (6)	24.59 (13)	19.50 (10)
3 Solimini, Dave	256.91	85	1	1	0	0	24.17 (5)	16.29 (2)	35.95 (14)	25.82 (1)	22.90 (13)	15.00 (4)	14.14 (0)	6.31 (0)	32.01 (8)	24.84 (20)	20.09 (6)	19.39 (12)
4 Barber, Chad	265.55	58	2	0	0	0	22.93 (2)	27.85 (8)	27.35 (3)	22.71 (2)	23.10 (3)	15.80 (5)	13.93 (0)	8.04 (2)	34.19 (1)	25.27 (19)	26.41 (10)	17.97 (3)
5 Miele, Tony	267.50	85	1	1	0	0	28.63 (7)	19.91 (7)	27.58 (8)	25.99 (8)	23.84 (3)	13.03 (1)	13.53 (3)	8.00 (1)	39.56 (15)	22.70 (12)	24.60 (12)	20.13 (8)
6 Bodle, Ronald	285.66	96	2	2	0	0	26.96 (5)	17.32 (3)	38.93 (20)	23.79 (3)	28.46 (10)	13.81 (6)	21.08 (10)	7.34 (2)	33.89 (6)	22.79 (12)	35.55 (16)	15.74 (3)
7 Palka, Frank	286.00	60	0	1	0	0	23.90 (4)	28.26 (13)	43.07 (11)	26.52 (1)	23.00 (2)	15.75 (4)	12.34 (2)	7.22 (1)	41.01 (7)	21.72 (3)	23.92 (5)	19.29 (7)

SSR - Sharpshooter

1 Fairchild, John	291.27	43	1	1	0	0	27.90 (9)	18.07 (1)	37.59 (12)	30.52 (0)	25.37 (3)	18.57 (2)	15.77 (0)	9.52 (1)	37.40 (1)	24.18 (1)	20.53 (4)	25.85 (9)
2 Blazek, David	299.23	83	2	2	0	0	32.21 (6)	21.48 (2)	34.32 (5)	25.19 (1)	27.91 (4)	13.83 (3)	12.88 (4)	10.40 (12)	37.44 (10)	35.53 (15)	23.53 (4)	24.51 (17)
3 Piemonte, Peter	302.16	103	3	2	0	0	28.26 (7)	20.05 (4)	33.97 (9)	28.55 (1)	26.54 (4)	15.69 (4)	13.85 (5)	7.12 (2)	39.33 (4)	21.24 (8)	38.35 (29)	29.21 (26)
4 Acerboni, Giorgio	335.56	102	2	3	0	0	34.85 (6)	24.04 (9)	38.20 (2)	31.71 (6)	29.20 (4)	22.00 (6)	18.78 (5)	18.27 (14)	36.99 (10)	31.97 (28)	26.17 (5)	23.38 (7)
5 Faulkner, Alex	343.30	142	2	2	1	0	35.36 (17)	23.27 (5)	35.54 (13)	31.16 (6)	27.56 (11)	15.53 (3)	28.31 (16)	12.92 (12)	31.99 (3)	26.77 (18)	48.89 (23)	26.00 (15)

SSR - Marksman

1 Doti, Dennis	288.49	50	0	2	0	0	35.45 (7)	19.51 (5)	33.02 (2)	27.65 (0)	31.29 (4)	12.04 (0)	13.53 (0)	7.15 (0)	40.47 (13)	25.45 (8)	22.91 (5)	20.02 (6)
----------------	---------------	----	---	---	---	---	-----------	-----------	-----------	-----------	-----------	-----------	-----------	----------	------------	-----------	-----------	-----------




S&W IDPA Indoor National Championship February 24-26, 2011

Preliminary Results

All Shooters

Match	Score	--- Penalties ---					Stage 1	Stage 2	Stage 3	Stage 4	Stage 5	Stage 6	Stage 7	Stage 8	Stage 9	Stage 10	Stage 11	Stage 12
		PD	NT	PE	FN	FTDR												
2 Critser, Mike	317.44	94	2	0	0	0	35.80 (9)	24.34 (12)	30.82 (5)	25.68 (3)	34.47 (4)	20.89 (9)	17.21 (4)	8.40 (1)	44.22 (1)	24.80 (19)	27.36 (15)	23.45 (12)
3 Burnett, Robert	368.68	162	3	0	2	0	37.78 (11)	30.25 (10)	50.55 (22)	41.10 (14)	30.21 (11)	22.25 (12)	22.41 (16)	6.85 (2)	31.39 (4)	38.03 (26)	25.65 (8)	32.21 (26)
4 Kaminski, Paul	374.97	56	1	0	0	0	44.85 (6)	37.51 (11)	47.99 (3)	32.50 (1)	33.28 (3)	15.40 (1)	15.52 (2)	11.48 (3)	45.96 (0)	27.42 (8)	33.28 (6)	29.78 (12)
5 Burnett, William	384.52	116	1	2	0	0	42.21 (15)	32.39 (8)	47.71 (28)	37.80 (1)	34.95 (6)	22.77 (6)	22.28 (3)	11.82 (0)	40.11 (5)	25.39 (5)	35.76 (24)	31.33 (15)



S&W IDPA Indoor National Championship

Preliminary Results

February 24-26, 2011

All Shooters

Stage Descriptions


- Stage 1** - Dangerous Harbor - 14rnds
- Stage 2** - That's My Boat - 12 rnds
- Stage 3** - In the Bag - 18rnds
- Stage 4** - School Daze - 14rnds
- Stage 5** - Playground - 15 rnds
- Stage 6** - This is a Test - 12rnds LV
- Stage 7** - Newfangled - 11rnds LV
- Stage 8** - Be Quick - 6 rnds LV
- Stage 9** - Prison Riot - 12 rnds
- Stage 10** - Wolf Pack Attack -12rnds
- Stage 11** - Warehouse - 12rnds
- Stage 12** - Thrift Shop - 12rnds

Total Match Penalties:

- Target Points Down (PD) - 24,564
- Hits on Non-Threats (NT) - 369
- Procedural Errors (PE) - 275
- Failures to Neutralize (FN) - 113
- Failures to Do Right (FTDR) - 1
- Shooter Disqualifications (DQ) - 7

Key to Penalties:

- PD** = Target Points Down. Each point down adds 1/2 second to your score.
- NT** = Hit on Non Threat target. Each HNT adds 5 seconds to your score.
- PE** = Procedural Error. Each adds 3 seconds to your score.
- FN** = Failure to Neutralize (no hits in the 0 or -1 zone) Each adds 5 seconds to your score.
- FTDR** = Failure To Do Right - adds 20 seconds to your score.



S&W IDPA Indoor National Championship

Preliminary Results

February 24-26, 2011

All Shooters

Key to Abbreviations:

CDP = Custom Defensive Pistol, such as 1911. Must be .45 ACP with maximum magazine load of 8 rounds

ESP = Enhanced Service Pistol, single action or SA/DA such as H&K P7 or CZ-75 or Springfield XD

SSP = Stock Service Pistol, double action or 'Safe Action' such as Glock or SIG

ESR = Enhanced Service Revolver, rimmed or rimless ammo, full moon clip, power factor of 165,000

SSR = Stock Service Revolver, rimmed case ammo, no full moon clips

DNF = Did Not Finish **DQ** = Disqualified