


2008 S&W Indoor Nationals February 23, 2008

All Shooters

CDP Champion: David Olhasso CDP - Master 159.96 (32)
 ESP Champion: Robert Leatham ESP - Master 146.96 (37)
 SSP Champion: Robert Vogal SSP - Master 134.55 (25)
 ESR Champion: Jerry Miculek ESR - Master 184.99 (56)
 SSR Champion: Craig Buckland SSR - Master 209.77 (34)

High Senior: Scott Warren ESP - Master 165.36 (33)
 High Lady: Judith Lafreniere ESP - Expert 252.56 (66)
 High Law Enforcement: Robert Vogal SSP - Master 134.55 (25)
 High Press: Robert Ray CDP - Sharpshooter 283.69 (74)
 High Industry: Dave Sevigny SSP - Master 138.27 (24)
 High International: Massimo Novati SSP - Sharpshooter 276.52 (87)
 High Junior: James McGinty CDP - Expert 182.00 (40)
 High Military: Adam Painchaud SSP - Master 226.66 (55)
 High Military Veteran: Allan Zitta ESP - Master 196.89 (57)
 High Distinguished Senior: Tony Korytko ESP - Sharpshooter 256.40 (52)
 Most Accurate: James Meyers SSP - Master 201.98 (7)

	Match Score	--- Penalties ---					Stage 1	Stage 2	Stage 3	Stage 4	Stage 5	Stage 6	Stage 7	Stage 8	Stage 9
		PD	NT	PE	FN	FTDR									
CDP - Master															
DC Olhasso, David	159.96	32	0	0	0	0	15.18 (4)	10.24 (1)	9.38 (0)	24.21 (4)	11.41 (5)	20.83 (1)	26.50 (11)	20.44 (1)	21.77 (5)
1 Shelby, Glenn	179.87	35	0	0	0	0	16.17 (4)	17.42 (4)	11.63 (1)	24.13 (1)	13.15 (7)	23.21 (3)	27.45 (9)	22.11 (2)	24.60 (4)
2 Smith, Shannon	194.69	35	0	0	0	0	18.14 (2)	17.24 (7)	11.17 (1)	27.63 (3)	12.34 (3)	29.56 (6)	28.20 (6)	26.36 (3)	24.05 (4)
3 Carrell, Gordon	203.19	74	1	0	0	0	15.00 (0)	20.89 (9)	10.28 (2)	35.42 (19)	13.09 (5)	29.98 (8)	25.22 (11)	25.95 (8)	27.36 (12)
4 Yost, Tom	204.04	47	0	1	0	0	23.26 (0)	16.89 (4)	13.61 (2)	25.74 (3)	14.28 (9)	27.80 (3)	30.27 (16)	28.80 (7)	23.39 (3)
5 Sims, Matt	211.38	41	0	1	1	0	17.89 (0)	12.49 (2)	22.90 (7)	28.59 (2)	16.29 (9)	23.12 (0)	34.99 (18)	30.59 (3)	24.52 (0)
6 Evans, Robert	222.44	61	0	0	1	0	17.39 (2)	13.36 (0)	12.29 (4)	34.91 (22)	13.67 (7)	41.53 (5)	38.22 (15)	25.90 (2)	25.17 (4)
7 Mercurio, John	222.85	68	0	0	0	0	18.59 (0)	20.05 (12)	15.11 (5)	33.87 (12)	20.04 (14)	27.61 (5)	32.30 (11)	29.09 (6)	26.19 (3)
8 DeBiase, Joe	228.83	40	0	0	0	0	22.49 (0)	20.37 (6)	14.51 (3)	36.10 (6)	14.26 (9)	29.42 (5)	30.03 (4)	32.60 (2)	29.05 (5)
9 Stasko, Andy	247.55	94	0	1	4	0	17.43 (3)	14.33 (3)	12.41 (3)	34.36 (17)	27.74 (21)	46.97 (23)	37.93 (15)	25.42 (4)	30.96 (5)
10 Lahey, Michael	293.79	100	0	2	1	0	33.07 (2)	31.36 (18)	16.31 (0)	39.32 (19)	15.93 (6)	42.01 (16)	34.72 (12)	29.53 (3)	51.54 (24)
Brito, Rich	DNF						36.00 (0)	22.72 (6)	16.53 (3)	62.07 (31)	(0)	(0)	(0)	32.06 (10)	30.51 (15)
Filcic, Stanislav	INC	0	0	0	0	0	(0)	(0)	(0)	(0)	(0)	(0)	(0)	(0)	(0)
Harrington, Dave	INC	0	0	0	0	0	(0)	(0)	(0)	(0)	(0)	(0)	(0)	(0)	(0)
Logar, Darko	INC	0	0	0	0	0	(0)	(0)	(0)	(0)	(0)	(0)	(0)	(0)	(0)



2008 S&W Indoor Nationals February 23, 2008

All Shooters

	Match Score	--- Penalties ---					Stage 1	Stage 2	Stage 3	Stage 4	Stage 5	Stage 6	Stage 7	Stage 8	Stage 9
		PD	NT	PE	FN	FTDR									
Verdnik, Rok	INC	0	0	0	0	0	(0)	(0)	(0)	(0)	(0)	(0)	(0)	(0)	
Martin, Chris	INC	38	0	0	3	0	(0)	(0)	(0)	13.66 (4)	40.42 (15)	47.75 (19)	(0)	(0)	

CDP - Expert

1	McGinty, James	182.00	40	0	0	0	0	14.82 (0)	12.93 (2)	10.00 (0)	29.16 (12)	13.08 (3)	25.18 (3)	27.11 (12)	23.94 (3)	25.78 (5)
2	Nuttelman, Jeremy	222.56	55	0	0	0	0	19.77 (0)	14.69 (2)	12.97 (2)	37.39 (4)	18.42 (15)	32.47 (15)	30.15 (11)	27.00 (3)	29.70 (3)
3	Jackling, Jeff	224.87	63	2	0	0	0	17.81 (1)	19.78 (6)	15.40 (5)	30.74 (5)	16.69 (9)	34.08 (17)	35.89 (11)	28.02 (6)	26.46 (3)
4	Bass, Michael	226.35	43	0	0	0	0	22.95 (1)	16.18 (0)	19.30 (9)	34.27 (0)	15.07 (7)	29.20 (6)	29.65 (8)	29.62 (3)	30.11 (9)
5	Rios, Fred	233.37	73	1	0	0	0	15.84 (0)	14.55 (6)	13.84 (3)	34.78 (10)	18.39 (13)	32.17 (12)	38.43 (15)	29.59 (6)	35.78 (8)
6	Allen, Charles	239.17	65	1	0	0	0	18.52 (1)	24.43 (13)	19.04 (4)	39.20 (19)	17.36 (4)	30.98 (9)	30.26 (6)	28.93 (3)	30.45 (6)
7	MacGray, Andrew	243.41	31	0	1	0	0	23.76 (0)	22.60 (6)	16.63 (2)	31.68 (8)	18.35 (5)	32.25 (3)	32.04 (3)	29.16 (1)	36.94 (3)
8	Bold, David	243.89	79	0	0	0	0	18.00 (1)	20.95 (9)	11.18 (1)	36.45 (9)	23.38 (23)	33.04 (11)	33.63 (14)	26.15 (1)	41.11 (10)
9	Johnston, Paul	268.75	32	0	0	0	0	24.38 (0)	25.29 (10)	15.57 (0)	44.86 (4)	19.64 (7)	41.77 (2)	33.03 (3)	31.14 (2)	33.07 (4)
10	Alexander, Michael	273.74	55	0	1	0	0	21.72 (2)	32.79 (14)	18.03 (3)	42.25 (6)	20.04 (5)	34.93 (8)	36.73 (14)	32.32 (3)	34.93 (0)
11	Canney, David	292.12	59	1	0	0	0	25.18 (2)	23.78 (9)	17.71 (6)	34.49 (5)	54.44 (17)	37.47 (5)	30.85 (2)	33.14 (4)	35.06 (9)
12	May, John	296.63	76	2	0	1	0	24.04 (0)	27.58 (4)	16.75 (2)	38.61 (16)	24.20 (8)	37.54 (6)	54.18 (26)	36.64 (6)	37.09 (8)
13	Yetter, John	303.40	154	1	0	2	0	39.69 (23)	34.84 (5)	14.67 (5)	51.90 (50)	24.78 (26)	33.56 (15)	28.08 (7)	30.98 (8)	44.90 (15)

CDP - Sharpshooter


1	Calloway, Gary Mike	279.92	64	0	2	0	0	21.52 (0)	14.64 (1)	19.35 (2)	45.89 (16)	19.80 (12)	35.91 (7)	49.61 (19)	36.14 (4)	37.06 (3)
2	Ray, Robert	283.69	74	1	0	1	0	24.73 (1)	16.22 (1)	16.66 (2)	36.85 (17)	21.49 (14)	54.56 (22)	40.71 (9)	35.85 (2)	36.62 (6)
3	Bowser, Cindy	287.83	68	0	1	0	0	24.13 (1)	27.51 (4)	14.74 (0)	42.18 (19)	21.37 (15)	38.02 (2)	40.88 (14)	39.86 (11)	39.14 (2)
4	Young, Greg	288.77	57	1	1	0	0	22.71 (0)	22.29 (2)	18.16 (3)	52.29 (20)	16.40 (3)	40.88 (10)	44.09 (9)	33.64 (4)	38.31 (6)
5	Williams, Tom	298.30	66	0	1	1	0	26.58 (0)	21.94 (6)	17.63 (3)	40.95 (6)	24.07 (12)	39.33 (7)	40.04 (8)	47.06 (14)	40.70 (10)
6	Schiffman, Larry	299.65	93	0	0	3	0	25.24 (2)	26.29 (11)	22.62 (5)	35.10 (10)	21.17 (14)	45.80 (25)	42.08 (11)	35.37 (0)	45.98 (15)
7	Theroux, Joseph	303.64	77	0	0	1	0	42.55 (15)	23.64 (3)	28.60 (1)	35.50 (5)	30.54 (16)	38.03 (12)	35.33 (9)	33.59 (11)	35.86 (5)
8	Driscall, James	306.19	113	1	3	3	0	20.72 (1)	18.75 (5)	28.91 (18)	47.22 (16)	20.72 (10)	42.80 (21)	43.89 (15)	39.81 (11)	43.37 (16)
9	Miele, Tony	311.91	86	0	0	0	0	28.21 (0)	30.04 (22)	25.36 (5)	45.27 (20)	22.76 (14)	39.64 (5)	41.55 (10)	44.00 (6)	35.08 (4)
10	Janazzo, Kevin	313.26	88	1	0	0	0	32.22 (2)	24.82 (8)	21.42 (6)	53.73 (23)	21.64 (16)	35.68 (5)	44.40 (11)	37.17 (6)	42.18 (11)
11	Iradi, Tom	314.23	57	1	2	0	0	27.78 (5)	23.45 (9)	17.83 (6)	48.72 (2)	18.78 (9)	52.60 (10)	49.37 (5)	34.51 (2)	41.19 (9)
12	Marinakos, Constantine	319.42	70	2	1	0	0	37.05 (11)	30.18 (13)	19.44 (0)	43.09 (7)	27.92 (12)	47.36 (12)	38.55 (8)	37.46 (1)	38.37 (6)
13	Pollard, Turin	320.69	74	1	1	2	0	36.25 (2)	23.55 (6)	18.13 (2)	51.62 (19)	22.56 (8)	45.03 (13)	45.36 (16)	38.99 (4)	39.20 (4)
14	Mashkovich, Vladimir	327.22	111	1	1	2	0	30.23 (0)	24.05 (9)	21.56 (5)	51.04 (11)	22.15 (18)	38.70 (10)	39.96 (17)	39.41 (16)	60.12 (25)
15	Joffe, Michael	331.43	99	0	0	2	0	22.45 (3)	19.53 (4)	16.44 (0)	52.32 (23)	20.10 (8)	68.49 (29)	41.98 (13)	49.58 (8)	40.54 (11)

Numbers in parenthesis are target points down

Bold indicates stage winners

DC is Division Champion


Page 2 of 13



2008 S&W Indoor Nationals February 23, 2008

All Shooters


	Match Score	--- Penalties ---					Stage 1	Stage 2	Stage 3	Stage 4	Stage 5	Stage 6	Stage 7	Stage 8	Stage 9
		PD	NT	PE	FN	FTDR									
16 Stoehr, Jonathan	331.96	68	0	0	1	0	36.22 (0)	29.02 (6)	20.38 (2)	41.62 (9)	24.64 (16)	50.65 (20)	41.50 (10)	44.74 (0)	43.19 (5)
17 Bartha, Steve	342.68	86	4	1	0	0	41.80 (12)	33.53 (10)	28.59 (2)	61.59 (28)	23.26 (4)	33.35 (1)	40.64 (15)	40.20 (3)	39.72 (11)
18 Dodd, Charles	344.27	97	1	1	1	0	36.38 (6)	25.63 (4)	18.01 (2)	45.50 (16)	23.26 (15)	47.88 (14)	60.88 (21)	44.10 (11)	42.63 (8)
19 Hoch, Jeffery	357.29	99	0	0	3	0	33.10 (4)	26.28 (7)	22.08 (1)	56.65 (23)	26.26 (18)	51.16 (16)	46.72 (13)	40.37 (3)	54.67 (14)
20 Critser, Mike	363.50	123	0	2	1	0	33.62 (5)	23.75 (1)	24.04 (1)	73.78 (64)	22.86 (14)	48.29 (2)	48.97 (14)	46.26 (16)	41.93 (6)
21 Tait, Frank	367.43	109	1	1	1	0	32.71 (6)	38.19 (14)	24.11 (1)	47.02 (13)	30.19 (19)	46.77 (27)	46.49 (12)	41.57 (4)	60.38 (13)
22 Bidlack, Warren	458.93	172	5	1	4	0	37.37 (6)	23.59 (13)	22.06 (6)	47.39 (26)	51.76 (39)	79.66 (30)	102.95 (39)	54.00 (0)	40.15 (13)
Morris, David	DNF						34.79 (1)	23.59 (8)	17.89 (5)	55.49 (40)	31.32 (22)	43.90 (4)	45.49 (10)	45.66 (7)	(0)
CDP - Marksman															
1 Solimini, David	292.15	50	0	0	0	0	22.74 (1)	25.76 (8)	18.42 (0)	51.06 (11)	20.71 (11)	40.91 (2)	37.97 (4)	34.98 (2)	39.60 (11)
2 Holden, Art	309.85	77	0	1	0	0	25.49 (1)	23.33 (10)	20.71 (3)	44.23 (14)	19.67 (10)	40.67 (6)	46.51 (17)	43.91 (5)	45.33 (11)
3 Cohen, Sharyn	313.04	117	0	0	0	0	30.07 (4)	28.53 (13)	16.00 (0)	54.89 (44)	23.30 (18)	43.37 (11)	40.39 (10)	40.24 (10)	36.25 (7)
4 Barresi, Douglas	320.86	112	1	0	1	0	26.53 (0)	26.65 (11)	18.32 (1)	52.63 (35)	32.33 (21)	43.01 (7)	38.62 (12)	39.49 (8)	43.28 (17)
5 Harding, Brian	325.50	80	1	2	0	0	26.46 (9)	32.42 (0)	18.01 (1)	47.03 (3)	30.94 (17)	39.51 (14)	45.15 (10)	43.09 (14)	42.89 (12)
6 Bourgeois, Keith	325.69	123	0	1	3	0	24.97 (0)	24.67 (11)	20.99 (2)	46.51 (17)	25.51 (14)	41.22 (12)	38.01 (17)	48.23 (18)	55.58 (32)
7 Bernash, Robert	333.95	135	2	2	1	0	26.66 (2)	25.90 (12)	23.45 (7)	63.40 (60)	24.13 (10)	38.84 (3)	42.58 (16)	44.49 (12)	44.50 (13)
8 Kornilieff, James	338.81	64	0	0	0	0	31.79 (0)	24.05 (4)	20.13 (1)	51.93 (7)	33.34 (11)	37.43 (8)	49.14 (15)	51.47 (11)	39.53 (7)
9 Knuff, John	346.60	95	0	1	4	0	50.00 (60)	31.86 (2)	21.54 (1)	41.24 (5)	25.34 (4)	43.50 (9)	45.44 (4)	49.48 (6)	38.20 (4)
10 Katafiasz, Andrew	361.22	59	0	2	0	0	31.82 (0)	25.98 (7)	30.45 (6)	54.60 (7)	21.08 (10)	58.45 (7)	47.96 (11)	46.79 (9)	44.09 (2)
11 Dinho, Gary	364.14	103	1	1	2	0	30.31 (2)	30.22 (10)	23.25 (6)	53.67 (9)	34.58 (22)	54.38 (25)	52.70 (17)	45.09 (4)	39.94 (8)
12 Olson, Erik	369.56	96	0	6	1	0	33.73 (3)	34.55 (5)	24.01 (3)	48.20 (18)	28.87 (21)	45.57 (10)	57.84 (19)	49.29 (10)	47.50 (7)
13 Wynne, Colin	375.79	148	0	1	2	0	31.75 (0)	42.00 (12)	23.79 (6)	58.09 (37)	39.43 (39)	42.06 (4)	44.48 (16)	39.23 (10)	54.96 (24)
14 Richards, William	380.50	117	1	1	2	0	46.35 (3)	28.58 (7)	28.68 (11)	62.54 (45)	27.91 (16)	46.13 (5)	49.34 (17)	41.53 (6)	49.44 (7)
15 Schirmer, William (Skip)	387.19	90	3	6	2	0	28.23 (0)	35.38 (15)	21.56 (1)	46.11 (10)	24.36 (9)	62.82 (7)	57.72 (12)	57.12 (18)	53.89 (18)
16 Millick, Pallen (Chip)	394.95	157	2	2	5	0	29.79 (9)	34.98 (23)	24.08 (3)	52.73 (17)	36.84 (28)	49.40 (22)	69.94 (38)	42.14 (3)	55.05 (14)
17 Kachel, Jeffrey	399.72	93	0	0	1	0	35.04 (1)	30.22 (10)	24.30 (2)	69.44 (7)	26.82 (15)	59.62 (10)	55.43 (25)	51.01 (15)	47.84 (8)
18 Marks, Scott	446.96	214	2	0	7	0	29.59 (3)	25.55 (10)	29.78 (16)	70.14 (70)	42.87 (26)	49.23 (13)	46.42 (15)	99.80 (37)	53.58 (24)
19 Chotkowski, Alexander	542.53	144	1	2	2	0	72.17 (25)	52.97 (27)	34.08 (3)	75.45 (10)	50.78 (20)	81.78 (26)	54.67 (15)	56.45 (6)	64.18 (12)
20 Brown, David B.	597.69	156	1	1	4	0	52.31 (5)	53.60 (20)	36.00 (0)	77.28 (39)	32.98 (16)	104.12 (34)	79.21 (18)	74.80 (7)	87.39 (17)
21 Richards, Kitty	728.31	227	3	1	7	0	86.78 (5)	53.00 (16)	48.22 (2)	103.44 (38)	55.65 (33)	116.62 (31)	84.52 (32)	87.92 (26)	92.16 (44)
Dolnack, Chris	INC	0	0	0	0	0	(0)	(0)	(0)	(0)	(0)	(0)	(0)	(0)	(0)



2008 S&W Indoor Nationals February 23, 2008

All Shooters

	Match Score	--- Penalties ---					Stage 1	Stage 2	Stage 3	Stage 4	Stage 5	Stage 6	Stage 7	Stage 8	Stage 9
		PD	NT	PE	FN	FTDR									
ESP - Master															
DC Leatham, Robert	146.96	37	0	0	0	0	12.86 (0)	13.85 (5)	9.95 (3)	22.17(7)	10.40 (3)	16.76 (1)	21.74 (10)	18.61 (1)	20.62 (7)
1 Jarrett, Todd	156.01	57	0	0	0	0	12.74 (2)	15.66 (3)	9.28(1)	27.84 (16)	10.81 (5)	18.90 (7)	22.24 (12)	19.91 (7)	18.63 (4)
2 Warren, Scott	165.36	33	0	0	0	0	13.94 (0)	12.65 (1)	11.25 (0)	24.87 (3)	11.17 (2)	20.78 (3)	27.37 (15)	22.55 (4)	20.78 (5)
3 Byerly, Gary	173.68	27	0	0	0	0	15.78 (1)	15.75 (4)	11.42 (1)	25.28 (4)	12.09 (3)	24.98 (4)	25.18 (7)	22.00 (2)	21.20 (1)
4 Allen, Morgan	185.25	31	1	0	0	0	13.32 (0)	20.06 (4)	12.15 (2)	28.13 (4)	15.40 (10)	26.18 (4)	23.10 (4)	22.16 (1)	24.75 (2)
5 Koenig, Doug	185.91	44	0	1	0	0	19.34 (0)	15.66 (4)	18.57 (8)	24.72 (5)	12.69 (5)	28.50 (9)	21.12 (4)	22.45 (3)	22.86 (6)
6 Dueck, Barry	194.28	26	0	1	0	0	18.03 (0)	15.79 (2)	11.52 (1)	29.27 (3)	12.94 (4)	24.28 (2)	25.34 (9)	35.15 (2)	21.96 (3)
7 Linskey, Bryce	196.13	48	0	0	1	0	14.86 (0)	16.63 (8)	10.70 (1)	34.17 (3)	13.78 (4)	22.68 (4)	27.39 (12)	24.73 (5)	31.19 (11)
8 Zitta, Allan	196.89	57	0	1	0	0	17.30 (1)	15.70 (2)	18.04 (5)	29.86 (15)	14.78 (9)	22.82 (4)	26.40 (7)	26.65 (9)	25.34 (5)
9 Blanchard, Eric	197.85	52	1	0	0	0	19.89 (1)	16.30 (3)	12.72 (3)	30.89 (16)	13.81 (6)	28.06 (2)	26.88 (9)	24.30 (6)	25.00 (6)
10 Martino, Jim	198.10	33	0	1	0	0	22.58 (2)	15.58 (0)	15.86 (2)	25.77 (2)	16.47 (11)	25.00 (5)	24.74 (4)	25.50 (1)	26.60 (6)
11 Szczygiel, Chris	200.59	63	0	0	0	0	18.75 (4)	19.36 (8)	11.54 (1)	35.58 (20)	14.18 (5)	24.64 (5)	28.78 (17)	24.64 (2)	23.12 (1)
12 Pastellis, Mark	216.24	62	1	0	1	0	20.06 (2)	17.27 (2)	20.97 (10)	33.44 (8)	16.14 (9)	32.60 (13)	26.63 (10)	23.15 (3)	25.98 (5)
13 Linskey, Joe	222.25	58	0	1	2	0	17.28 (0)	13.84 (0)	14.49 (4)	32.44 (4)	30.63 (29)	24.82 (0)	32.65 (11)	25.79 (3)	30.31 (7)
14 McGee, Bobby	225.21	87	1	2	2	0	15.36 (3)	24.59 (9)	14.41 (3)	36.33 (14)	27.13 (12)	24.21 (9)	34.45 (19)	26.66 (12)	22.07 (6)
15 Tate, Roger	227.90	116	1	0	1	0	24.03 (7)	15.61 (2)	16.86 (8)	36.10 (27)	13.10 (5)	24.74 (7)	31.34 (25)	36.57 (21)	29.55 (14)
16 Wang, Dwight	237.21	60	2	1	0	0	30.18 (5)	16.00 (3)	12.31 (1)	34.28 (6)	16.95 (9)	31.61 (13)	32.67 (9)	25.35 (4)	37.86 (10)
Burton, Donnie	INC	0	0	0	0	0	(0)	(0)	(0)	(0)	(0)	(0)	(0)	(0)	(0)
Seekander, Mike	INC	0	0	0	0	0	(0)	(0)	(0)	(0)	(0)	(0)	(0)	(0)	(0)
ESP - Expert															
1 Pollard, Myron	196.11	43	0	0	0	0	18.86 (4)	16.64 (4)	13.41 (0)	32.06 (10)	15.09 (7)	23.68 (1)	23.56 (4)	23.76 (2)	29.05 (11)
2 Drager, Douglas	202.01	66	0	0	0	0	20.96 (5)	17.84 (9)	11.51 (2)	32.53 (9)	15.91 (9)	27.00 (7)	25.32 (10)	26.33 (8)	24.61 (7)
3 Robertson, Terrance	207.26	30	0	1	0	0	21.25 (1)	15.84 (4)	12.75 (5)	38.44 (5)	13.90 (4)	26.35 (1)	25.53 (5)	26.14 (1)	27.06 (4)
4 Unruh, Jon	214.32	75	0	0	0	0	19.62 (2)	22.28 (3)	13.76 (5)	30.18 (8)	18.56 (14)	25.50 (9)	27.02 (14)	28.47 (5)	28.93 (15)
5 Rueffert, Ken	223.30	52	0	0	0	0	19.15 (3)	18.71 (6)	14.19 (2)	29.72 (1)	17.22 (9)	34.33 (8)	31.17 (11)	27.84 (5)	30.97 (7)
6 Trew, Greg	225.37	80	0	0	0	0	22.04 (4)	16.61 (2)	14.95 (4)	37.89 (21)	15.33 (7)	29.51 (10)	31.15 (12)	27.87 (9)	30.02 (11)
7 Dollar, Luke	240.55	43	1	0	0	0	19.89 (0)	19.86 (4)	14.81 (3)	37.70 (11)	22.64 (7)	30.34 (0)	35.65 (11)	27.42 (2)	32.24 (5)
8 Smith, Dan	240.69	49	1	2	0	0	22.42 (2)	18.77 (2)	13.16 (2)	36.27 (8)	11.09 (1)	46.85 (12)	32.14 (9)	33.60 (9)	26.39 (4)
9 Pastrana, Joe	242.53	47	0	0	0	0	22.41 (1)	19.70 (10)	17.14 (2)	44.50 (8)	20.20 (13)	28.19 (4)	31.58 (3)	30.55 (3)	28.26 (3)
10 Colon, Ralph	250.97	46	2	0	0	0	27.03 (1)	24.98 (5)	15.65 (2)	41.10 (12)	17.69 (2)	34.68 (6)	29.49 (6)	29.54 (5)	30.81 (7)
11 Lafreniere, Judith	252.56	66	0	0	1	0	23.91 (4)	20.11 (10)	14.35 (1)	43.67 (12)	19.96 (8)	29.25 (2)	38.86 (13)	31.96 (9)	30.49 (7)



2008 S&W Indoor Nationals February 23, 2008

All Shooters


	Match Score	--- Penalties ---					Stage 1	Stage 2	Stage 3	Stage 4	Stage 5	Stage 6	Stage 7	Stage 8	Stage 9
		PD	NT	PE	FN	FTDR									
12 McGinty, Joseph	255.59	90	0	1	1	0	21.37 (1)	20.15 (5)	18.04 (2)	41.09 (24)	23.89 (22)	29.03 (4)	39.05 (19)	30.85 (3)	32.12 (10)
13 Santora, David	298.60	65	0	0	1	0	27.60 (3)	35.87 (27)	18.19 (1)	55.44 (5)	18.25 (2)	39.40 (12)	32.45 (2)	38.73 (2)	32.67 (11)
Davoli, Ralph	DNF						20.78 (6)	24.50 (5)	17.02 (3)	56.05 (40)	(0)	(0)	(0)	(0)	(0)
Cutler, Brian	INC	0	0	0	0	0	(0)	(0)	(0)	(0)	(0)	(0)	(0)	(0)	(0)
Weidhaas III, Nicolas	INC	0	0	0	0	0	(0)	(0)	(0)	(0)	(0)	(0)	(0)	(0)	(0)

ESP - Sharpshooter

1 Korytko, Tony	256.40	52	1	2	1	0	31.94 (0)	18.70 (7)	17.60 (0)	34.77 (5)	27.53 (14)	27.35 (2)	27.79 (6)	28.28 (1)	42.44 (17)
2 Heriot, Michael	264.67	67	2	1	0	0	28.16 (7)	23.33 (6)	18.75 (2)	43.51 (14)	18.24 (9)	32.37 (10)	36.83 (12)	29.60 (2)	33.88 (5)
3 Swift, Billy	266.13	92	1	0	0	0	25.78 (5)	24.31 (10)	15.80 (5)	40.11 (17)	21.59 (3)	33.95 (23)	32.26 (7)	36.53 (13)	35.80 (9)
4 Weldon, Glenn	266.59	48	0	1	1	0	22.83 (2)	20.18 (4)	17.15 (2)	39.84 (6)	20.02 (8)	33.22 (7)	32.03 (5)	33.52 (3)	47.80 (11)
5 Martin, Jim	272.28	101	0	0	0	0	26.70 (5)	28.45 (16)	18.11 (1)	46.70 (16)	17.82 (7)	31.50 (12)	38.97 (26)	31.60 (9)	32.43 (9)
6 Scahill, Jr., Frank	278.17	56	2	0	0	0	24.45 (1)	31.67 (7)	18.02 (2)	39.62 (12)	23.32 (12)	44.89 (5)	32.46 (5)	33.78 (8)	29.96 (4)
7 Goloski, Peter	282.07	75	0	0	0	0	28.16 (4)	25.33 (5)	15.09 (1)	47.37 (11)	22.06 (14)	37.25 (9)	41.43 (20)	32.77 (3)	32.61 (8)
8 Judd, Tom	295.92	64	0	2	0	0	29.91 (1)	34.63 (12)	18.60 (1)	38.35 (10)	21.87 (8)	39.14 (12)	40.69 (10)	41.25 (9)	31.48 (1)
9 Fairchild, John	306.89	69	0	1	1	0	25.79 (0)	25.07 (6)	18.93 (2)	58.12 (9)	24.37 (26)	33.72 (2)	33.99 (6)	46.79 (12)	40.11 (6)
10 Jaeger, Mark	307.43	112	2	1	1	0	25.96 (4)	28.51 (19)	19.54 (3)	42.70 (17)	24.08 (16)	40.43 (18)	47.67 (20)	36.81 (4)	41.73 (11)
11 Glover, Frank	317.94	69	1	1	1	0	28.20 (3)	26.47 (5)	20.35 (2)	43.25 (3)	26.18 (18)	52.06 (8)	36.00 (9)	41.30 (9)	44.13 (12)
12 Schmatz, Arnold	328.24	99	0	0	2	0	27.64 (1)	32.12 (8)	18.67 (2)	43.83 (16)	22.66 (14)	47.73 (32)	40.53 (12)	43.05 (1)	52.01 (13)
13 Dalesio, Lorenzo	341.83	117	1	3	3	0	30.76 (3)	26.80 (7)	26.44 (7)	41.15 (10)	25.72 (6)	71.12 (47)	34.40 (18)	48.15 (6)	37.29 (13)
14 Evler, Allen	352.59	117	3	0	0	0	39.32 (8)	35.10 (14)	18.76 (0)	59.44 (45)	18.05 (4)	40.52 (7)	41.03 (13)	40.05 (12)	60.32 (14)
15 Bradley, Leland	367.17	109	1	4	1	0	56.47 (26)	31.42 (12)	24.72 (9)	46.48 (8)	28.69 (15)	39.34 (7)	54.85 (17)	40.48 (4)	44.72 (11)

ESP - Marksman

1 Weidhaas IV, Nicolas	232.17	62	0	0	0	0	20.64 (0)	18.68 (4)	13.86 (0)	41.86 (19)	18.95 (14)	28.29 (6)	29.15 (3)	30.29 (6)	30.45 (10)
2 Ohlmann, Jordan	284.75	99	1	0	0	0	29.85 (0)	26.76 (12)	18.16 (4)	46.38 (25)	18.82 (10)	34.51 (11)	38.96 (16)	33.24 (13)	38.07 (8)
3 Ohlmann, Terry	317.04	67	0	1	0	0	31.67 (0)	35.51 (13)	16.99 (2)	49.25 (13)	22.92 (15)	36.83 (5)	46.56 (12)	35.50 (2)	41.81 (5)
4 Buckland, Kim	321.65	75	0	1	0	0	34.15 (5)	34.60 (7)	20.27 (1)	55.82 (21)	28.05 (20)	33.04 (6)	39.70 (4)	38.71 (5)	37.31 (6)
5 Robinson, Ray	334.43	96	1	0	4	0	24.35 (1)	18.69 (3)	18.73 (0)	55.33 (17)	28.85 (22)	61.14 (25)	51.19 (17)	37.46 (8)	38.69 (3)
6 Ioan, Robert	376.42	119	2	3	4	0	29.73 (28)	38.49 (6)	22.75 (2)	56.68 (5)	30.83 (11)	66.44 (32)	42.78 (6)	45.90 (16)	42.82 (13)
7 Lefebvre, Sandy	381.32	102	0	0	4	0	36.97 (3)	32.12 (9)	18.02 (3)	49.78 (16)	25.53 (15)	58.89 (32)	57.20 (17)	54.37 (1)	48.44 (6)
8 Fitzgerald, Chris.	382.66	61	0	0	0	0	38.46 (0)	29.69 (3)	22.71 (1)	60.01 (12)	24.69 (13)	67.81 (12)	47.32 (6)	43.86 (4)	48.11 (10)
9 Finnesey, Janet	410.51	163	0	0	4	0	42.28 (8)	32.73 (12)	23.02 (9)	73.07 (39)	21.39 (17)	77.44 (36)	56.84 (26)	46.46 (10)	37.28 (6)
10 Lawer, John	439.00	101	2	4	1	0	43.95 (4)	35.47 (9)	26.37 (1)	56.81 (18)	38.94 (26)	46.97 (8)	68.12 (16)	56.04 (5)	66.33 (14)



2008 S&W Indoor Nationals February 23, 2008

All Shooters

	Match Score	--- Penalties ---					Stage 1	Stage 2	Stage 3	Stage 4	Stage 5	Stage 6	Stage 7	Stage 8	Stage 9
		PD	NT	PE	FN	FTDR									
11 Pope III, Henry	447.67	154	0	3	1	1	62.68 (7)	38.40 (15)	27.67 (10)	45.27 (22)	29.94 (19)	64.24 (41)	67.90 (15)	68.10 (17)	43.47 (8)
12 Hedlund, Christopher	486.28	202	1	2	7	0	43.87 (4)	42.60 (20)	27.84 (8)	72.84 (46)	35.85 (25)	72.82 (30)	54.35 (10)	56.04 (23)	80.07 (36)
Davoli, Kyle	DQ														

SSP - Master

DC Vogal, Robert	134.55	25	0	0	0	0	11.31(0)	9.31(0)	9.59 (2)	23.00 (6)	10.78 (5)	17.32 (2)	17.08(3)	16.83(1)	19.33 (6)
1 Sevigny, Dave	138.27	24	0	0	0	0	11.48 (1)	11.06 (1)	9.37 (1)	28.38 (10)	9.17(0)	16.14(4)	17.75 (2)	17.50 (2)	17.42(3)
2 McDonald, David	192.79	56	0	1	0	0	15.86 (3)	17.78 (7)	14.76 (2)	27.04 (2)	15.10 (4)	24.95 (9)	28.03 (17)	24.05 (4)	25.22 (8)
3 Strader, Phil	193.90	92	1	0	1	0	17.91 (4)	10.51 (1)	12.36 (5)	29.75 (7)	14.59 (12)	29.49 (20)	23.00 (12)	32.88 (16)	23.41 (15)
4 Meyers, James	201.98	7	0	1	0	0	18.64 (0)	14.20 (0)	13.57 (1)	34.70 (3)	14.90 (1)	24.02 (0)	29.54 (1)	24.38 (1)	28.03 (0)
5 DeGracia, Jeffery	202.10	17	0	0	0	0	19.89 (1)	15.74 (0)	11.17 (1)	29.64 (4)	13.53 (3)	24.62 (1)	24.71 (3)	29.08 (2)	33.72 (2)
6 Holland, Ron	204.10	35	1	0	0	0	19.37 (0)	15.81 (2)	14.44 (0)	25.92 (2)	17.12 (15)	33.77 (9)	26.22 (1)	24.29 (1)	27.16 (5)
7 Lichon, Dick	208.26	76	0	0	0	0	15.42 (1)	14.40 (5)	12.54 (1)	36.31 (21)	16.81 (6)	27.82 (12)	34.12 (19)	25.49 (7)	25.35 (4)
8 Marocchini, Andrew	209.32	49	0	0	1	0	27.81 (1)	16.37 (3)	13.51 (4)	32.99 (11)	14.41 (5)	21.85 (4)	25.41 (6)	23.47 (3)	33.50 (12)
9 Steskla, Brian	211.43	57	0	0	1	0	17.50 (0)	17.34 (3)	13.16 (4)	30.24 (10)	17.94 (14)	26.03 (1)	28.13 (7)	27.45 (7)	33.64 (11)
10 Dolio, David	212.06	39	0	0	0	0	17.03 (1)	18.54 (7)	14.53 (2)	37.05 (14)	13.89 (4)	29.94 (6)	29.68 (4)	25.19 (1)	26.21 (0)
11 Burnwell, Dan	212.86	75	1	0	1	0	17.08 (2)	16.64 (4)	11.00 (1)	29.52 (10)	17.60 (13)	34.31 (13)	29.59 (8)	27.03 (11)	30.09 (13)
12 Masselli, Michael	223.98	59	0	0	1	0	22.72 (1)	17.58 (5)	14.87 (7)	40.90 (12)	17.28 (10)	24.59 (4)	33.42 (10)	24.72 (2)	27.90 (8)
13 Sherman, Steven	224.17	44	0	0	0	0	21.56 (1)	21.76 (6)	13.42 (1)	33.05 (10)	18.50 (9)	33.60 (7)	27.28 (2)	25.26 (0)	29.74 (8)
14 Painchaud, Adam	226.66	55	0	2	0	0	18.93 (1)	24.58 (14)	14.99 (2)	34.13 (11)	17.49 (8)	26.18 (4)	30.78 (7)	26.13 (3)	33.45 (5)
15 Cronin, Patrick	234.01	117	1	0	2	0	21.34 (7)	21.12 (11)	13.43 (7)	39.05 (34)	15.49 (9)	28.70 (21)	22.03 (8)	25.67 (3)	47.18 (17)
16 Jacovino, Ed	241.26	62	0	1	0	0	24.90 (4)	20.02 (4)	18.77 (10)	34.18 (1)	22.65 (18)	29.43 (6)	34.56 (9)	28.08 (1)	28.67 (9)
17 Shovel, Michael	246.73	62	0	0	0	0	28.05 (7)	29.79 (10)	15.83 (1)	37.10 (10)	16.86 (9)	33.17 (10)	31.31 (5)	27.33 (4)	27.29 (6)
18 Paul, Jason	264.41	81	1	0	0	0	20.49 (1)	18.94 (4)	20.08 (6)	42.31 (9)	19.01 (8)	34.02 (6)	37.42 (16)	39.16 (16)	32.98 (15)
19 Miculek, Kay	264.89	77	1	0	0	0	23.47 (9)	26.57 (12)	16.15 (1)	52.42 (24)	20.76 (17)	40.97 (5)	28.07 (5)	30.23 (1)	26.25 (3)
Langdon, Ernest	INC	0	0	0	0	0	(0)	(0)	(0)	(0)	(0)	(0)	(0)	(0)	(0)
Redl, Mark	INC	0	0	0	0	0	(0)	(0)	(0)	(0)	(0)	(0)	(0)	(0)	(0)

SSP - Expert


1 Rittgers, David	204.25	32	0	0	0	0	17.42 (0)	13.61 (1)	14.93 (3)	29.67 (6)	16.94 (6)	24.54 (2)	32.54 (10)	26.44 (3)	28.16 (1)
2 Rudko, Taras	205.01	44	0	0	0	0	19.60 (1)	16.69 (4)	17.05 (10)	32.38 (5)	11.77 (4)	25.48 (3)	27.89 (6)	26.88 (5)	27.27 (6)
3 Mitchel, Joe	209.05	24	0	1	0	0	19.05 (0)	21.10 (2)	12.34 (2)	28.66 (3)	15.65 (6)	28.37 (2)	29.20 (6)	28.57 (1)	26.11 (2)
4 Bockemuhl, Alfie	216.29	50	0	1	0	0	19.97 (0)	17.16 (2)	14.26 (0)	28.99 (3)	19.58 (15)	29.09 (16)	28.40 (10)	28.28 (3)	30.56 (1)
5 Gordan, Lewis	220.28	30	0	1	0	0	19.51 (1)	18.43 (3)	14.57 (1)	38.33 (4)	17.78 (9)	23.39 (4)	33.48 (5)	27.90 (1)	26.89 (2)

Numbers in parenthesis are target points down

Bold indicates stage winners

DC is Division Champion

Page 6 of 13




2008 S&W Indoor Nationals February 23, 2008

All Shooters

	Match Score	--- Penalties ---					Stage 1	Stage 2	Stage 3	Stage 4	Stage 5	Stage 6	Stage 7	Stage 8	Stage 9
		PD	NT	PE	FN	FTDR									
6 Picard, Ted	222.13	63	0	0	0	0	18.48 (3)	19.43 (7)	15.47 (3)	36.57 (8)	14.55 (7)	29.15 (6)	29.06 (8)	30.14 (6)	29.28 (15)
7 Dunham, James	225.17	58	0	0	0	0	19.65 (1)	23.29 (12)	13.44 (0)	34.46 (14)	14.36 (4)	32.71 (12)	29.67 (5)	30.99 (9)	26.60 (1)
8 Voket, Joe	230.18	51	0	0	1	0	21.65 (0)	20.33 (5)	12.82 (1)	35.50 (6)	20.36 (12)	35.87 (11)	27.40 (8)	23.90 (1)	32.35 (7)
9 Calcut, Jack	230.97	48	2	0	1	0	37.32 (1)	15.56 (5)	12.19 (1)	33.52 (13)	11.82 (3)	37.48 (14)	30.58 (2)	27.85 (4)	24.65 (5)
10 Bistany, Chick	232.80	71	0	0	0	0	19.72 (1)	18.73 (9)	13.04 (1)	36.89 (7)	18.36 (6)	31.29 (9)	34.77 (22)	29.48 (10)	30.52 (6)
11 Henderson, Dan	236.46	43	0	1	1	0	18.29 (0)	17.72 (4)	16.29 (1)	43.47 (5)	25.01 (14)	27.01 (4)	31.80 (7)	26.67 (2)	30.20 (6)
12 Gosselin, Greg	241.29	104	0	1	1	0	17.40 (3)	19.30 (11)	14.05 (4)	52.90 (30)	20.10 (12)	33.93 (21)	30.76 (12)	26.79 (6)	26.06 (5)
13 Bast, Thomas	246.21	62	0	0	1	0	19.38 (0)	20.41 (4)	17.83 (2)	40.71 (15)	20.56 (16)	29.75 (6)	36.20 (9)	25.38 (3)	35.99 (7)
14 Vaughn, Thomas	248.41	81	1	0	0	0	22.31 (6)	14.97 (5)	16.98 (8)	34.55 (8)	19.24 (13)	34.14 (7)	42.15 (23)	31.74 (7)	32.33 (4)
15 Grossheim, Robert	260.20	85	2	1	1	0	20.26 (3)	16.12 (4)	21.61 (1)	42.69 (23)	31.36 (19)	24.47 (5)	38.26 (14)	32.08 (10)	33.35 (6)
16 Freda, John	261.03	29	0	0	0	0	26.14 (2)	26.79 (4)	15.43 (1)	36.46 (0)	18.90 (5)	31.38 (2)	36.59 (12)	37.20 (3)	32.14 (0)
17 Torres-Reyes, Laura	266.67	66	1	0	0	0	21.49 (3)	17.07 (2)	21.74 (3)	48.77 (22)	15.28 (2)	34.54 (5)	40.62 (16)	36.07 (8)	31.09 (5)
18 Klimoski, Dan	269.01	91	1	0	0	0	19.08 (2)	20.29 (9)	18.67 (7)	50.84 (22)	14.46 (2)	43.46 (25)	33.42 (3)	37.93 (18)	30.86 (3)
19 Dupont, Michael	275.83	73	1	1	3	0	25.86 (1)	27.56 (4)	19.09 (3)	35.51 (5)	20.32 (14)	30.19 (8)	49.63 (19)	30.32 (6)	37.35 (13)
20 Miskinis, Russ	277.75	60	0	1	2	0	27.06 (0)	21.02 (1)	19.01 (3)	40.43 (17)	20.60 (12)	32.27 (1)	41.18 (12)	36.38 (3)	39.80 (11)
21 Hipp, Ronald	281.23	79	0	3	1	0	25.02 (9)	21.44 (5)	20.65 (5)	45.53 (6)	26.14 (15)	30.53 (8)	32.62 (11)	38.94 (9)	40.36 (11)
22 Whitehouse, Jeff	289.20	94	0	1	3	0	26.43 (0)	25.45 (6)	17.57 (3)	39.12 (12)	21.05 (15)	47.39 (22)	36.59 (10)	31.18 (8)	44.42 (18)
23 Khodorkovsky, Dmitry	290.48	50	0	0	0	0	34.83 (1)	24.10 (6)	19.66 (1)	35.00 (5)	21.50 (9)	40.79 (8)	33.69 (4)	40.49 (10)	40.42 (6)
24 Greg, Jerry	290.70	102	1	1	0	0	44.97 (11)	23.95 (11)	19.36 (7)	38.30 (14)	23.39 (21)	33.21 (12)	31.44 (8)	35.57 (10)	40.51 (8)
25 Holmes, Matthew	296.28	101	1	1	4	0	27.78 (5)	21.33 (3)	17.37 (1)	46.33 (15)	28.80 (20)	28.34 (14)	50.32 (22)	39.21 (8)	36.80 (13)
26 Pettus, Chris	301.69	81	1	1	0	1	24.19 (3)	24.87 (10)	18.56 (0)	43.66 (34)	25.69 (9)	35.26 (11)	59.45 (9)	37.95 (1)	32.06 (4)
27 Green, Jonathan	310.47	82	0	0	3	0	31.50 (1)	25.80 (6)	20.45 (8)	37.98 (10)	21.43 (9)	72.86 (34)	38.27 (3)	32.64 (3)	29.54 (8)
28 Musser, Chuck	313.54	125	0	1	1	0	28.23 (3)	24.88 (8)	23.56 (1)	54.77 (43)	19.26 (6)	35.92 (14)	37.44 (16)	54.49 (24)	34.99 (10)
29 Soltesz, John	343.78	102	0	3	1	0	29.68 (8)	31.70 (8)	23.74 (9)	60.94 (21)	18.33 (7)	50.99 (10)	44.20 (8)	36.97 (7)	47.23 (24)
Bastian, Perry	DNF						18.07 (2)	16.88 (3)	12.49 (2)	35.39 (10)	15.40 (6)	38.99 (24)	49.60 (22)	29.02 (9)	30.71 (9)
Heatherly, Roger	INC	0	0	0	0	0	(0)	(0)	(0)	(0)	(0)	(0)	(0)	(0)	(0)

SSP - Sharpshooter


1 Taylor, Jr., Lou	242.08	62	0	2	0	0	20.88 (0)	19.30 (5)	16.95 (5)	35.46 (8)	20.36 (19)	28.65 (5)	30.13 (5)	30.19 (3)	40.16 (12)
2 Lee, Edwin	253.45	75	0	0	0	0	26.90 (0)	18.48 (2)	18.59 (3)	41.55 (23)	14.48 (4)	34.31 (12)	35.45 (12)	31.52 (7)	32.17 (12)
3 Spettel, Aaron	258.32	33	1	0	0	0	28.41 (0)	26.51 (2)	18.86 (6)	29.94 (6)	19.56 (6)	38.17 (7)	34.72 (1)	31.09 (2)	31.06 (3)
4 Desmond, Bill	261.65	127	1	0	1	0	28.84 (7)	26.03 (22)	14.64 (6)	37.82 (17)	18.24 (16)	31.54 (13)	30.09 (13)	35.43 (13)	39.02 (20)
5 Eller, David	264.27	60	1	0	1	0	21.47 (0)	19.10 (3)	14.95 (1)	35.69 (8)	18.54 (10)	44.37 (17)	34.73 (7)	31.26 (4)	44.16 (10)



2008 S&W Indoor Nationals February 23, 2008

All Shooters

	Match Score	--- Penalties ---					Stage 1	Stage 2	Stage 3	Stage 4	Stage 5	Stage 6	Stage 7	Stage 8	Stage 9
		PD	NT	PE	FN	FTDR									
6 Tully, Dennis	269.48	77	0	1	1	0	22.49 (4)	22.38 (5)	16.38 (2)	37.00 (10)	26.35 (19)	33.21 (10)	35.36 (8)	32.74 (4)	43.57 (15)
7 Knight, Samuel	270.13	47	0	1	0	0	28.51 (0)	26.07 (4)	19.08 (2)	39.98 (19)	16.68 (2)	34.49 (2)	34.40 (7)	36.28 (5)	34.64 (6)
8 Denys, Lou	272.95	78	0	0	1	0	19.82 (0)	23.15 (9)	18.94 (6)	48.09 (20)	29.36 (25)	31.64 (0)	36.55 (4)	34.41 (8)	30.99 (6)
9 Flynn, Bill	273.25	108	0	1	1	0	23.96 (3)	34.71 (28)	19.64 (3)	36.64 (24)	18.12 (11)	25.28 (5)	36.20 (16)	34.76 (12)	43.94 (6)
10 Novati, Massimo	276.52	87	0	0	1	0	29.43 (4)	25.82 (9)	15.06 (1)	41.26 (17)	18.71 (7)	38.50 (9)	33.76 (9)	29.99 (7)	43.99 (24)
11 Ritchie, David	276.63	58	0	0	0	0	20.26 (1)	31.06 (16)	18.30 (2)	40.63 (8)	20.03 (9)	35.85 (6)	40.05 (5)	34.03 (5)	36.42 (6)
12 DiPaulo, Manuel	277.47	53	1	1	0	0	27.74 (0)	28.33 (8)	16.34 (1)	41.08 (5)	18.96 (8)	32.74 (8)	35.85 (8)	37.44 (11)	38.99 (4)
13 Wisniewski, Glen	280.58	79	0	0	0	0	27.24 (2)	24.76 (3)	16.27 (1)	50.32 (19)	23.27 (17)	33.37 (8)	32.17 (8)	38.58 (10)	34.60 (11)
14 Jones, David	283.06	71	0	0	1	0	21.46 (1)	22.70 (5)	19.34 (4)	41.29 (13)	28.48 (23)	43.76 (4)	43.32 (13)	34.97 (6)	27.74 (2)
15 Crider, Teddy	283.33	61	0	0	0	0	31.27 (2)	28.90 (9)	16.08 (4)	39.49 (7)	19.92 (11)	42.59 (16)	35.75 (4)	33.24 (3)	36.09 (5)
16 Bischoff, Stephen	284.22	77	0	0	1	0	23.43 (3)	26.20 (10)	17.19 (0)	52.60 (25)	18.73 (8)	43.34 (13)	40.15 (9)	29.60 (1)	32.98 (8)
17 Johnston, Tom	287.42	109	0	1	1	0	28.38 (0)	26.59 (15)	17.79 (2)	43.77 (26)	24.35 (19)	41.78 (20)	34.22 (8)	33.85 (10)	36.69 (9)
18 Lavallee, Paul	293.92	86	0	0	2	0	28.07 (5)	26.70 (8)	15.08 (2)	45.59 (16)	27.58 (15)	39.25 (2)	36.10 (11)	43.26 (19)	32.29 (8)
19 Gordan, Tom	294.90	117	0	0	2	0	22.78 (3)	26.98 (9)	21.12 (5)	47.38 (17)	25.87 (24)	30.35 (5)	54.29 (33)	30.96 (4)	35.17 (17)
20 Lesko, Jeff	297.24	60	2	2	1	0	27.46 (0)	21.50 (1)	19.58 (1)	40.71 (7)	23.43 (7)	37.53 (9)	50.32 (23)	35.59 (3)	41.12 (9)
21 Roberts, Joseph	300.47	104	0	0	2	0	29.75 (3)	23.11 (11)	19.92 (7)	41.78 (16)	16.56 (6)	38.41 (5)	48.02 (21)	47.52 (21)	35.40 (14)
22 Burger, John	301.66	160	1	1	1	0	30.19 (6)	28.08 (14)	19.53 (9)	43.30 (26)	28.68 (28)	33.02 (13)	35.49 (12)	37.52 (26)	45.85 (26)
23 Gould, Ryan	302.80	84	0	1	1	0	30.97 (2)	21.45 (6)	22.20 (3)	44.33 (12)	19.80 (7)	47.98 (21)	38.36 (8)	36.91 (9)	40.80 (16)
24 Leon, Luis	304.70	88	0	0	0	0	21.16 (1)	21.80 (4)	18.56 (1)	57.83 (34)	21.85 (9)	45.15 (17)	38.55 (12)	48.41 (8)	31.39 (2)
25 Lee, William	308.93	77	1	1	1	0	29.20 (2)	29.18 (3)	18.15 (3)	45.45 (20)	21.31 (14)	40.67 (2)	48.33 (21)	41.56 (9)	35.08 (3)
26 Gray, Charles	313.06	95	0	2	0	0	30.50 (4)	41.15 (13)	19.52 (5)	35.94 (9)	24.19 (13)	40.79 (26)	39.22 (10)	38.22 (8)	43.53 (7)
27 Kozlowski, John	318.98	99	0	0	0	0	25.65 (2)	28.70 (9)	24.95 (7)	58.91 (51)	17.77 (3)	34.39 (5)	36.72 (5)	46.00 (7)	45.89 (10)
28 Zaino, Steve	320.04	149	1	0	3	0	22.60 (0)	20.23 (6)	15.56 (1)	47.55 (20)	29.33 (22)	50.10 (30)	48.24 (32)	40.54 (17)	45.89 (21)
29 DePascale, Aniello	332.51	117	2	1	1	0	39.01 (1)	41.27 (5)	20.73 (3)	47.24 (31)	26.48 (16)	35.77 (13)	46.47 (24)	35.93 (12)	39.61 (12)
30 Torres-Reyes, Jose	339.07	99	0	0	3	0	33.89 (5)	27.32 (8)	24.70 (11)	43.47 (9)	29.18 (17)	46.19 (12)	56.23 (18)	40.53 (8)	37.56 (11)
31 Aubuchon, Paul	344.11	95	1	1	2	0	40.96 (2)	25.79 (4)	21.58 (3)	42.01 (11)	35.32 (24)	46.93 (8)	41.11 (11)	50.17 (22)	40.24 (10)
32 Vernola, Bill	354.58	103	0	0	3	0	31.86 (4)	26.69 (0)	20.34 (5)	60.94 (14)	34.58 (22)	39.31 (18)	42.09 (12)	52.44 (17)	46.33 (11)
33 Disbrow, Frank	356.29	54	0	4	0	0	31.98 (0)	31.55 (12)	27.76 (4)	55.17 (8)	27.61 (10)	49.32 (7)	48.25 (8)	42.98 (2)	41.67 (3)
34 Murphy, Neil	356.75	184	0	1	4	0	28.78 (6)	32.36 (19)	26.84 (5)	59.55 (49)	33.30 (27)	33.70 (16)	42.42 (20)	54.51 (23)	45.29 (19)
35 D'Anna, Franco	375.07	108	0	1	1	0	28.82 (5)	28.19 (9)	18.61 (10)	59.86 (25)	19.11 (8)	32.96 (4)	38.49 (11)	78.68 (16)	70.35 (20)
Aubuchon, Scott	INC	0	0	0	0	0	(0)	(0)	(0)	(0)	(0)	(0)	(0)	(0)	(0)
Lefebvre, Mark	INC	0	0	0	0	0	(0)	(0)	(0)	(0)	(0)	(0)	(0)	(0)	(0)




2008 S&W Indoor Nationals February 23, 2008

All Shooters

	Match Score	--- Penalties ---					Stage 1	Stage 2	Stage 3	Stage 4	Stage 5	Stage 6	Stage 7	Stage 8	Stage 9
		PD	NT	PE	FN	FTDR									
Picariello, Joseph	INC	0	0	0	0	0	(0)	(0)	(0)	(0)	(0)	(0)	(0)	(0)	(0)
Purdy, John	INC	0	0	0	0	0	(0)	(0)	(0)	(0)	(0)	(0)	(0)	(0)	(0)
Strangia, Mike	INC	0	0	0	0	0	(0)	(0)	(0)	(0)	(0)	(0)	(0)	(0)	(0)
Wendt, Robert	INC	0	0	0	0	0	(0)	(0)	(0)	(0)	(0)	(0)	(0)	(0)	(0)

SSP - Marksman


1 Fraser, Jason	282.55	63	0	0	0	0	22.83 (1)	24.99 (2)	22.26 (7)	44.59 (17)	26.61 (14)	31.05 (2)	37.28 (8)	38.06 (5)	34.88 (7)
2 Dinwiddle, Jason	291.07	168	1	0	1	0	21.44 (1)	29.41 (15)	15.70 (1)	51.02 (47)	23.88 (21)	37.50 (30)	33.18 (16)	35.25 (15)	43.69 (22)
3 Harding, Eric	299.69	75	1	1	0	0	29.66 (5)	29.69 (3)	17.79 (1)	57.80 (36)	20.68 (5)	38.47 (5)	33.27 (4)	36.27 (9)	36.06 (7)
4 Todd, John	316.97	63	0	2	1	0	40.49 (2)	24.82 (2)	19.97 (2)	40.55 (9)	17.09 (5)	48.80 (12)	41.88 (9)	45.49 (21)	37.88 (1)
5 McCarthy, Bob	335.99	104	1	2	0	0	25.49 (1)	24.13 (2)	22.95 (0)	60.44 (48)	26.81 (16)	33.39 (5)	44.78 (20)	50.59 (7)	47.41 (5)
6 Richards, Chuck	341.42	128	1	0	1	0	40.83 (11)	21.06 (8)	18.26 (0)	59.78 (43)	24.57 (23)	45.67 (15)	60.26 (18)	36.38 (6)	34.61 (4)
7 Stanton, Christopher	342.96	87	2	1	1	0	36.09 (2)	32.83 (12)	21.38 (0)	53.87 (28)	20.27 (13)	46.99 (15)	41.57 (10)	40.33 (5)	49.63 (2)
8 Wagner, Kevin	348.02	51	2	0	0	0	37.84 (5)	33.10 (10)	25.43 (1)	52.87 (4)	26.25 (9)	41.70 (3)	57.83 (8)	33.50 (1)	39.50 (10)
9 Pelmas, John	349.88	100	0	1	0	0	34.59 (0)	32.24 (12)	26.06 (2)	54.12 (28)	38.23 (20)	34.61 (5)	42.27 (8)	44.79 (14)	42.97 (11)
10 Lichon, Richard	356.69	170	2	0	2	0	26.43 (4)	30.95 (16)	17.49 (2)	60.01 (53)	27.05 (19)	62.20 (35)	41.84 (16)	44.00 (9)	46.72 (16)
11 McLaughlin, Matthew	358.10	112	1	1	2	0	36.41 (11)	31.17 (6)	22.66 (4)	43.51 (15)	35.30 (20)	47.40 (14)	56.25 (25)	39.98 (6)	45.42 (11)
12 Nadeau Jr., Robert	358.13	117	2	0	4	0	46.33 (0)	27.45 (8)	19.77 (2)	49.66 (18)	28.09 (15)	39.82 (16)	55.79 (31)	48.55 (20)	42.67 (7)
13 Nichols, Leland	366.54	106	1	2	2	0	36.81 (2)	31.28 (16)	22.74 (0)	48.83 (25)	30.56 (14)	38.22 (13)	58.28 (27)	56.71 (3)	43.11 (6)
14 Burek, Michael	369.84	74	0	1	1	0	39.44 (7)	34.58 (9)	25.05 (1)	50.40 (13)	29.07 (16)	47.38 (3)	49.33 (17)	44.99 (5)	49.60 (3)
15 Pearl, Mark	370.60	70	1	0	0	0	39.71 (0)	39.09 (9)	22.77 (4)	59.78 (32)	21.46 (6)	43.30 (6)	44.71 (8)	48.30 (2)	51.48 (3)
16 Dzamko, Robert	389.56	88	1	0	1	0	35.68 (0)	47.71 (15)	27.60 (2)	56.63 (17)	27.30 (21)	44.11 (7)	51.54 (14)	46.78 (8)	52.21 (4)
17 Semeraro, Mike	391.13	151	3	2	4	0	47.50 (12)	34.40 (8)	19.64 (2)	50.55 (21)	32.30 (21)	52.86 (26)	57.39 (31)	49.09 (13)	47.40 (17)
18 LaGrant, Philip	392.17	139	1	0	4	0	42.01 (0)	28.99 (14)	24.34 (2)	48.89 (27)	32.24 (19)	43.24 (16)	41.78 (6)	60.21 (24)	70.47 (31)
19 Trew, Ann Marie	396.18	87	1	0	3	0	37.52 (0)	29.51 (5)	19.56 (1)	54.64 (4)	25.99 (11)	51.08 (7)	77.89 (32)	43.23 (7)	56.76 (20)
20 DiMarco, Paul	396.28	68	1	2	2	0	43.50 (0)	45.91 (5)	31.49 (10)	43.41 (6)	27.12 (14)	51.57 (4)	57.40 (16)	44.55 (6)	51.33 (7)
21 Pluff, Paul	397.98	117	1	3	0	0	44.38 (4)	29.69 (8)	28.44 (6)	60.55 (18)	23.82 (17)	50.47 (24)	55.89 (15)	48.40 (7)	56.34 (18)
22 Arbabi, Darius	402.50	74	2	1	0	0	30.93 (11)	51.98 (18)	25.95 (0)	50.25 (4)	30.14 (14)	63.96 (10)	46.93 (3)	55.69 (12)	46.67 (2)
23 Melisi, Maryann	410.96	156	1	2	3	0	38.67 (5)	38.73 (27)	31.51 (3)	56.23 (23)	28.47 (24)	42.82 (9)	55.19 (31)	60.13 (20)	59.21 (14)
24 Weisman, Harris	415.46	126	2	2	2	0	36.37 (16)	33.85 (18)	20.86 (1)	61.80 (38)	29.71 (16)	50.21 (8)	51.37 (5)	66.10 (15)	65.19 (9)
25 Steffenino, John	417.13	79	2	1	1	0	41.42 (1)	24.31 (3)	27.61 (2)	60.35 (12)	41.54 (15)	55.75 (9)	59.37 (21)	52.98 (12)	53.80 (4)
26 Bowers, Steven	418.67	124	2	1	3	0	34.79 (3)	28.75 (7)	26.89 (6)	80.95 (10)	37.70 (29)	51.55 (18)	51.87 (8)	53.62 (20)	52.55 (23)
27 Pierce, William	420.76	115	0	2	1	0	38.64 (2)	34.41 (9)	26.21 (3)	70.88 (41)	24.33 (11)	52.42 (14)	55.35 (14)	56.40 (9)	62.12 (12)



2008 S&W Indoor Nationals February 23, 2008

All Shooters

	Match Score	--- Penalties ---					Stage 1	Stage 2	Stage 3	Stage 4	Stage 5	Stage 6	Stage 7	Stage 8	Stage 9
		PD	NT	PE	FN	FTDR									
28 Fitzgerald, Bob	440.93	114	1	2	5	0	42.90 (4)	53.34 (8)	25.68 (3)	62.62 (19)	23.28 (13)	88.29 (39)	51.75 (10)	40.17 (3)	52.90 (15)
29 Taylor, Tom	446.56	162	3	0	2	0	55.68 (3)	42.37 (14)	26.15 (4)	65.99 (38)	35.11 (21)	41.88 (5)	62.78 (30)	57.37 (28)	59.23 (19)
30 Pigeon, Nicole	449.68	167	1	0	3	0	42.00 (3)	61.45 (23)	39.12 (7)	52.63 (30)	25.46 (27)	42.45 (6)	57.72 (28)	55.13 (18)	73.72 (25)
31 Labarbera, Paul	454.54	152	3	1	3	0	54.11 (9)	47.45 (19)	32.35 (1)	71.76 (51)	48.03 (32)	38.67 (0)	55.82 (17)	54.47 (9)	51.88 (14)
32 Zaiss, Eugene	470.79	154	3	1	4	0	34.73 (2)	35.49 (13)	24.30 (3)	51.20 (30)	37.38 (14)	82.78 (6)	70.56 (22)	76.53 (42)	57.82 (22)
33 Dalena, Cyndi	498.81	141	1	1	3	0	47.84 (4)	45.39 (19)	35.34 (8)	69.79 (23)	34.13 (16)	65.32 (3)	60.52 (19)	65.99 (22)	74.49 (27)
34 Miller, Dan	505.83	151	0	5	5	0	52.85 (9)	47.01 (12)	32.46 (2)	54.98 (20)	35.08 (28)	80.49 (24)	76.30 (36)	63.83 (13)	62.83 (7)
35 Medeiros, Lucilio	516.64	259	0	5	8	0	46.32 (6)	33.67 (18)	38.37 (12)	98.57 (82)	33.58 (35)	66.56 (16)	60.71 (31)	77.20 (34)	61.66 (25)
36 Lai, Maurizio	554.04	248	4	2	11	0	59.77 (2)	42.29 (18)	29.30 (10)	78.15 (48)	48.21 (36)	74.00 (35)	87.84 (45)	67.06 (18)	67.42 (36)
37 Kozlowski, Joe	578.84	272	5	1	11	0	63.38 (8)	44.67 (22)	47.07 (16)	71.81 (58)	67.31 (50)	89.44 (40)	69.60 (26)	41.35 (8)	84.21 (44)
Cutler, Angie	INC	0	0	0	0	0	(0)	(0)	(0)	(0)	(0)	(0)	(0)	(0)	(0)
Novarese, Giulio	INC	0	0	0	0	0	(0)	(0)	(0)	(0)	(0)	(0)	(0)	(0)	(0)
Romaniw, Walter	INC	0	0	0	0	0	(0)	(0)	(0)	(0)	(0)	(0)	(0)	(0)	(0)
ESR - Master															
DC Miculek, Jerry	184.99	56	0	0	0	0	15.97 (1)	20.27 (12)	10.10 (2)	29.17 (11)	12.23 (7)	24.61 (7)	25.93 (9)	22.43 (4)	24.28 (3)
1 Aysen, Elliot	251.65	88	1	0	1	0	25.24 (6)	23.53 (11)	14.74 (0)	34.34 (18)	19.59 (15)	38.28 (10)	31.54 (9)	29.00 (5)	35.39 (14)
2 Cuttitta, Gary	254.56	129	3	0	1	0	15.87 (1)	19.23 (10)	12.64 (2)	47.16 (44)	19.64 (20)	31.99 (3)	40.39 (28)	29.03 (8)	38.61 (13)
ESR - Expert															
1 Lentz, Josh	213.59	59	0	0	0	0	22.92 (8)	19.08 (8)	12.38 (1)	28.46 (6)	15.49 (9)	23.93 (3)	27.03 (8)	33.31 (10)	30.99 (6)
2 Biggs, Jerry	220.14	64	0	0	1	0	15.60 (2)	15.47 (3)	12.07 (0)	34.84 (10)	20.89 (14)	28.37 (2)	29.70 (10)	25.92 (5)	37.28 (18)
3 Nelson, Kurt	257.72	54	0	1	0	0	21.88 (2)	21.03 (2)	22.48 (2)	39.48 (10)	20.40 (10)	31.95 (7)	35.60 (8)	31.88 (2)	33.02 (11)
4 Hogue, Patrick	258.87	80	0	1	0	0	21.33 (4)	22.17 (13)	16.14 (2)	43.21 (26)	14.11 (2)	36.41 (4)	36.76 (8)	30.72 (8)	38.02 (13)
5 Walter, Mark	280.37	97	0	1	0	0	27.67 (5)	22.83 (7)	16.61 (6)	46.65 (22)	16.16 (6)	41.32 (22)	37.98 (12)	32.49 (4)	38.66 (13)
6 Aysen, Annette	331.21	85	1	0	1	0	30.47 (4)	26.95 (9)	19.58 (4)	49.41 (9)	23.21 (16)	46.32 (11)	42.77 (4)	48.55 (19)	43.95 (9)
ESR - Sharpshooter															
1 Kinne, Robert Perkins	244.29	36	0	0	0	0	25.58 (0)	24.42 (9)	16.40 (3)	32.54 (4)	14.23 (2)	29.73 (5)	32.95 (6)	34.62 (2)	33.82 (5)
2 Gelberger, Eugene	254.55	77	0	0	0	0	20.52 (3)	20.25 (4)	14.51 (1)	43.52 (20)	12.91 (2)	33.61 (8)	39.97 (20)	32.66 (7)	36.60 (12)
3 Hogue, Matthew	271.41	105	1	0	1	0	25.61 (3)	25.49 (9)	26.19 (13)	36.13 (21)	19.34 (15)	36.92 (8)	30.81 (5)	35.90 (16)	35.02 (15)
4 Coutant, Roger	332.11	107	1	0	0	0	31.95 (6)	32.21 (16)	18.40 (1)	46.68 (19)	24.57 (17)	37.25 (11)	43.64 (19)	45.20 (9)	52.21 (9)
5 Aquilino, Joe	348.77	91	0	1	3	0	31.64 (0)	25.00 (5)	24.66 (4)	48.89 (22)	20.76 (12)	33.81 (7)	46.90 (15)	48.62 (4)	68.49 (22)
6 Acerboni, Giorgio	360.26	101	1	0	1	0	39.33 (2)	33.22 (8)	29.72 (5)	64.21 (40)	18.05 (4)	46.63 (14)	43.49 (10)	43.61 (8)	42.00 (10)



2008 S&W Indoor Nationals February 23, 2008


All Shooters

	Match Score	--- Penalties ---					Stage 1	Stage 2	Stage 3	Stage 4	Stage 5	Stage 6	Stage 7	Stage 8	Stage 9
		PD	NT	PE	FN	FTDR									
ESR - Marksman															
1 Lenczewska, Joanna	318.91	123	0	0	1	0	25.63 (6)	23.19 (5)	17.35 (3)	45.90 (20)	25.69 (22)	41.90 (6)	49.87 (19)	43.98 (18)	45.40 (24)
2 Clough, David	353.61	73	0	1	2	0	35.24 (1)	29.43 (6)	23.17 (3)	41.85 (10)	23.03 (15)	55.08 (17)	48.98 (14)	46.30 (1)	50.53 (6)
3 Van Alstyne, Chuck	356.50	76	1	0	0	0	34.65 (2)	29.34 (8)	23.42 (2)	54.53 (8)	27.09 (10)	44.44 (7)	44.73 (8)	48.79 (12)	49.51 (19)
4 Olewine, Thomas	400.21	173	1	1	9	0	32.33 (2)	33.74 (11)	20.37 (6)	39.34 (17)	20.94 (15)	82.03 (40)	56.53 (25)	56.40 (27)	58.53 (30)
5 Kaminski, Paul	434.37	72	1	1	1	0	35.31 (2)	36.14 (10)	29.92 (2)	59.30 (8)	28.56 (16)	61.73 (3)	67.21 (13)	52.19 (7)	64.01 (11)
6 Benner, Ward	548.92	120	1	0	2	0	41.99 (1)	43.05 (11)	43.34 (6)	70.93 (25)	40.00 (16)	58.12 (9)	68.21 (17)	99.63 (27)	83.65 (8)
7 Nadean Sr., Robert	558.27	188	2	5	5	0	52.92 (3)	42.49 (10)	30.94 (4)	67.81 (42)	46.24 (31)	80.33 (40)	74.92 (16)	79.83 (21)	82.79 (21)
SSR - Master															
DC Buckland, Craig	209.77	34	0	0	0	0	17.87 (0)	15.93 (2)	12.37 (0)	32.03 (5)	18.68 (14)	26.87 (5)	29.55 (5)	28.64 (2)	27.83 (1)
1 Nichols, Curt	219.97	60	0	0	0	0	18.03 (1)	17.91 (6)	12.96 (2)	34.27 (10)	17.98 (11)	25.11 (3)	38.18 (14)	28.80 (4)	26.73 (9)
2 Powell, Robert	254.77	46	0	0	1	0	20.08 (3)	17.81 (4)	17.21 (1)	43.15 (5)	19.01 (11)	29.16 (1)	44.76 (13)	31.59 (2)	32.00 (6)
3 Nelson, Dale	289.52	104	0	0	2	0	23.16 (3)	28.88 (16)	15.09 (2)	51.21 (36)	18.52 (10)	43.27 (17)	40.56 (13)	32.96 (5)	35.87 (2)
Werner, Claude	INC	0	0	0	0	0	(0)	(0)	(0)	(0)	(0)	(0)	(0)	(0)	(0)
SSR - Expert															
1 Bodle, Ronald	267.57	72	0	0	1	0	22.25 (0)	23.45 (14)	16.70 (2)	46.47 (18)	15.50 (3)	34.22 (10)	47.59 (21)	32.04 (1)	29.35 (3)
2 Sines, Kris	268.74	74	0	0	0	0	23.83 (2)	19.67 (2)	20.22 (11)	42.31 (14)	18.77 (11)	32.53 (5)	35.50 (9)	39.87 (10)	36.04 (10)
3 Baker, Warren	272.63	58	0	0	0	0	21.22 (0)	19.90 (6)	17.79 (3)	37.84 (12)	17.22 (8)	37.56 (9)	43.77 (14)	42.29 (4)	35.04 (2)
4 Palka, Frank	281.45	65	0	1	0	0	28.33 (2)	25.86 (8)	15.57 (2)	44.51 (15)	16.17 (5)	39.09 (16)	37.99 (9)	34.43 (2)	39.50 (6)
5 McKee, Steve	288.63	69	0	1	1	0	24.63 (7)	17.30 (2)	15.40 (2)	38.13 (6)	21.06 (13)	57.51 (10)	35.56 (9)	32.47 (3)	46.57 (17)
6 Sklenarik, Mark	295.15	84	0	0	1	0	26.76 (0)	25.40 (4)	17.01 (3)	54.17 (16)	18.94 (13)	37.29 (26)	36.06 (7)	36.03 (2)	43.49 (13)
SSR - Sharpshooter															
1 Ruby, Scott	300.64	94	0	1	0	0	25.05 (7)	24.36 (3)	17.18 (7)	45.13 (18)	20.08 (15)	39.46 (8)	47.11 (19)	42.57 (9)	39.70 (8)
2 Herbst, Fritz	305.92	115	0	1	2	0	39.04 (19)	22.32 (8)	14.69 (3)	33.78 (10)	25.97 (10)	38.76 (16)	43.13 (19)	42.85 (18)	45.38 (12)
3 Demarchi, Robert	309.92	61	1	1	0	0	26.32 (2)	22.46 (4)	19.46 (4)	36.94 (0)	23.56 (18)	48.61 (9)	42.51 (11)	42.33 (3)	47.73 (10)
4 Zekoski, Bob	327.87	101	0	0	2	0	31.05 (0)	29.11 (13)	17.41 (1)	45.69 (21)	24.20 (17)	39.89 (11)	51.48 (21)	41.82 (4)	47.22 (13)
5 Clark, Kennedy	334.60	49	0	1	0	0	36.38 (4)	35.28 (15)	23.93 (0)	41.22 (6)	17.97 (9)	40.89 (3)	45.56 (8)	47.04 (3)	46.33 (1)
6 Hugo, Oliver	343.34	64	0	0	0	0	37.26 (0)	26.54 (6)	23.65 (1)	51.83 (9)	23.38 (18)	42.94 (5)	45.98 (13)	47.07 (1)	44.69 (11)
7 Fry, Gary	359.03	107	0	0	0	0	36.92 (7)	28.28 (5)	20.70 (4)	53.37 (35)	23.26 (12)	42.26 (9)	59.40 (18)	48.93 (8)	45.91 (9)
8 Strawinski, Bruce	499.35	257	0	0	9	0	40.30 (19)	31.64 (19)	33.47 (12)	67.29 (44)	40.60 (27)	79.83 (36)	64.95 (24)	67.55 (37)	73.72 (39)
SSR - Marksman															
1 Ortbach, Kenneth	322.40	66	0	0	0	0	33.84 (1)	24.79 (2)	17.04 (4)	45.85 (14)	25.38 (19)	51.90 (13)	44.95 (8)	42.58 (3)	36.07 (2)

Numbers in parenthesis are target points down

Bold indicates stage winners


DC is Division Champion



2008 S&W Indoor Nationals February 23, 2008

All Shooters

	Match Score	--- Penalties ---					Stage 1	Stage 2	Stage 3	Stage 4	Stage 5	Stage 6	Stage 7	Stage 8	Stage 9
		PD	NT	PE	FN	FTDR									
2 Burnett, Robert	396.95	110	0	0	1	0	40.85 (4)	37.46 (7)	26.21 (9)	50.21 (28)	23.26 (12)	46.83 (5)	58.56 (14)	54.21 (10)	59.36 (21)
3 Burnett, William	493.26	186	2	1	4	0	60.61 (6)	38.53 (10)	25.90 (6)	66.45 (55)	36.15 (19)	60.05 (28)	81.55 (33)	63.77 (17)	60.25 (12)
4 Zaremba, Ty	513.36	140	3	2	3	0	61.96 (7)	48.94 (12)	27.62 (0)	67.37 (35)	48.23 (26)	65.15 (17)	68.50 (24)	54.81 (0)	70.78 (19)



2008 S&W Indoor Nationals February 23, 2008

All Shooters

Total Match Penalties:

Target Points Down (PD) - 25,396

Hits on Non-Threats (NT) - 183

Procedural Errors (PE) - 211

Failures to Neutralize (FN) - 350

Failures to Do Right (FTDR) - 2

Key to Penalties:

PD = Target Points Down. Each point down adds 1/2 second to your score.

NT = Hit on Non Threat target. Each HNT adds 5 seconds to your score.

PE = Procedural Error. Each adds 3 seconds to your score.

FN = Failure to Neutralize (no hits in the 0 or -1 zone) Each adds 5 seconds to your score.

FTDR = Failure To Do Right - adds 20 seconds to your score.

Key to Abbreviations:

CDP = **Custom Defensive Pistol**, such as 1911. Must be .45 ACP with maximum magazine load of 8 rounds

ESP = **Enhanced Service Pistol**, single action or SA/DA such as H&K P7 or CZ-75 or Springfield XD

SSP = **Stock Service Pistol**, double action or 'Safe Action' such as Glock or SIG

ESR = **Enhanced Service Revolver**, rimmed or rimless ammo, full moon clip, power factor of 165,000

SSR = **Stock Service Revolver**, rimmed case ammo, no full moon clips

DNF = Did Not Finish **DQ** = Disqualified